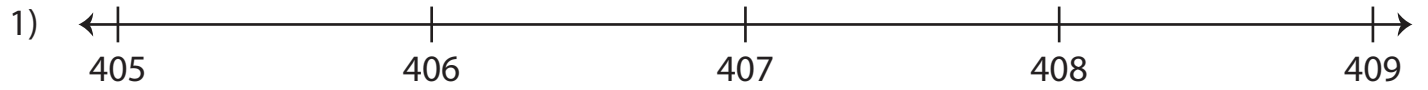


Number Line

Observe the position of the specified numbers on the number line to answer the questions. Compare using $>$ or $<$.

The numbers on the left are smaller than the numbers on the right.



- i) Is 406 to the right of 409? iii) Is 405 to the left of 408?
- Yes No Yes No

ii) 409 408




- i) Does 718 lie on the right of 719? lie on the right of 719?
- Yes No No

ii) 718 719



- i) Is 514 to the right of 511? the right of 511?
- Yes No No

ii) 512 511



- i) Does 171 lie on the right of 178? iii) Does 180 lie on the left of 176?
- Yes No Yes No

ii) 178 171 iv) 176 180

PREVIEW

Gain complete access to the largest collection of worksheets in all subjects!

Members, please log in to download this worksheet.

Not a member? Please sign up to gain complete access.

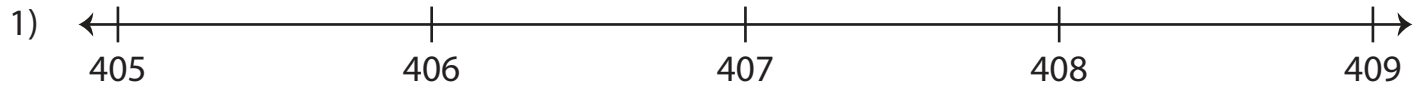
www.mathworksheets4kids.com

Name : _____

Number Line

Observe the position of the specified numbers on the number line to answer the questions. Compare using $>$ or $<$.

The numbers on the left are smaller than the numbers on the right.



- i) Is 406 to the right of 409? Yes No
- iii) Is 405 to the left of 408? Yes No

ii) 409 $>$ 408




- i) Does 718 lie on the right of 719? Yes No

ii) 718 $<$ 719



- i) Is 514 to the right of 511? Yes No

ii) 512 $<$ 511



- i) Does 171 lie on the right of 178? Yes No
- iii) Does 180 lie on the left of 176? Yes No

ii) 178 $>$ 171

iv) 176 $<$ 180

PREVIEW

Gain complete access to the largest collection of worksheets in all subjects!

Members, please log in to download this worksheet.

Not a member? Please sign up to gain complete access.

www.mathworksheets4kids.com