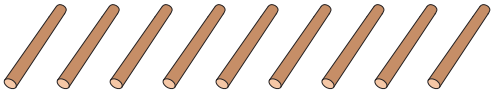


# Comparing Numbers

Write the number of sticks in each set. Compare and circle the appropriate option.

1)

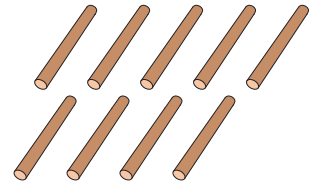


\_\_\_\_\_

is greater than


is equal to

is less than




\_\_\_\_\_

2)




\_\_\_\_\_

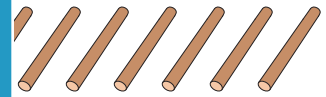


\_\_\_\_\_

3)




\_\_\_\_\_




\_\_\_\_\_

4)




\_\_\_\_\_

is greater than



\_\_\_\_\_

5)

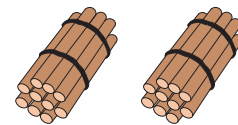


\_\_\_\_\_

is equal to

is greater than

is less than



\_\_\_\_\_

## PREVIEW

Gain complete access to the largest collection of worksheets in all subjects!

Members, please log in to download this worksheet.

Not a member? Please sign up to gain complete access.

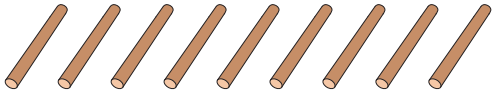
www.mathworksheets4kids.com

Name : \_\_\_\_\_

# Comparing Numbers

Write the number of sticks in each set. Compare and circle the appropriate option.

1)

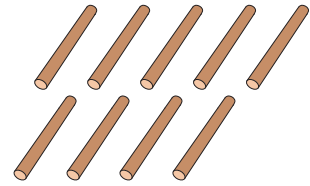


9

is greater than


**is equal to**

is less than




9

2)




15

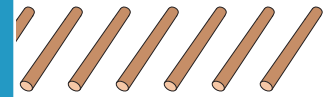


12

3)

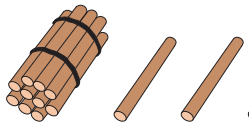


13




9

4)




14

is greater than



18

5)

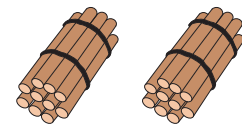


11

is equal to

is greater than

**is less than**



20

**PREVIEW**

Gain complete access to the largest collection of worksheets in all subjects!

Members, please log in to download this worksheet.

Not a member? Please sign up to gain complete access.

[www.mathworksheets4kids.com](http://www.mathworksheets4kids.com)