


# Counting Backward by 10s

Count backward by 10s, and fill in the missing numbers on the placards.

1)



2)




3)



4)



5)



**PREVIEW**

Gain complete access to the largest collection of worksheets in all subjects!

Members, please log in to download this worksheet.


Not a member? Please sign up to gain complete access.

[www.mathworksheets4kids.com](http://www.mathworksheets4kids.com)

# Counting Backward by 10s

Count backward by 10s, and fill in the missing numbers on the placards.

1)



2)




3)



4)



5)



**PREVIEW**

Gain complete access to the largest collection of worksheets in all subjects!

Members, please log in to download this worksheet.

Not a member? Please sign up to gain complete access.

[www.mathworksheets4kids.com](http://www.mathworksheets4kids.com)