








Counting Backward by 10s

Count backward by 10s, and fill in the missing numbers on the placards.

1)



2)





PREVIEW

Gain complete access to the largest collection of worksheets in all subjects!




Members, please log in to download this worksheet.

Not a member? Please sign up to gain complete access.




www.mathworksheets4kids.com








3)



4)




5)



Counting Backward by 10s

Count backward by 10s, and fill in the missing numbers on the placards.

1)



2)




3)



4)



5)



PREVIEW

Gain complete access to the largest collection of worksheets in all subjects!

Members, please log in to download this worksheet.

Not a member? Please sign up to gain complete access.

www.mathworksheets4kids.com