
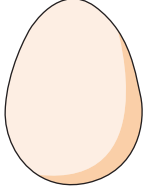

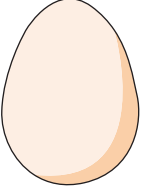
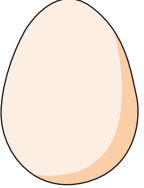





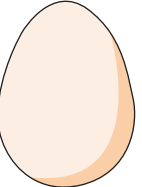


Counting Backward by 4s


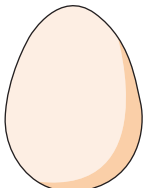

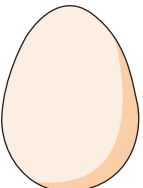

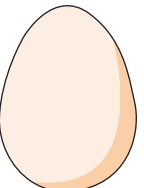

Count backward by 4s, and fill in the missing numbers on the eggs.

1)       

2)    

3)    

4)       

5)       

PREVIEW

Gain complete access to the largest collection of worksheets in all subjects!








Members, please log in to download this worksheet.

Not a member? Please sign up to gain complete access.









www.mathworksheets4kids.com

Counting Backward by 4s








Count backward by 4s, and fill in the missing numbers on the eggs.

1)       

2)         

3)        

4)         

5)       

PREVIEW

Gain complete access to the largest collection of worksheets in all subjects!

Members, please log in to download this worksheet.

Not a member? Please sign up to gain complete access.

www.mathworksheets4kids.com