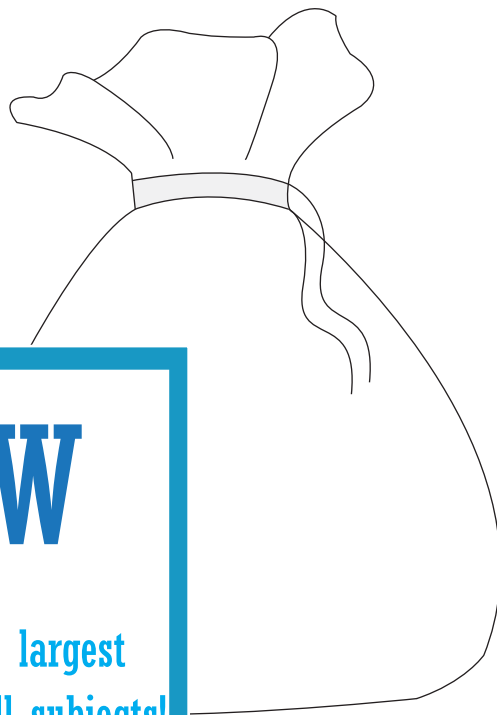
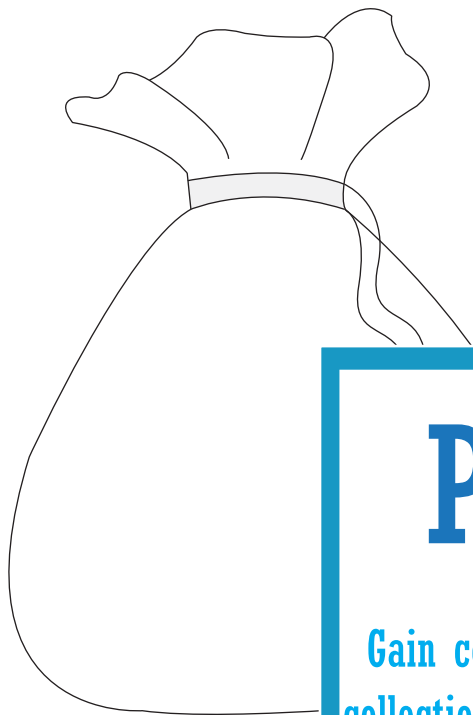


Counting Coins - Cut & Glue Activity


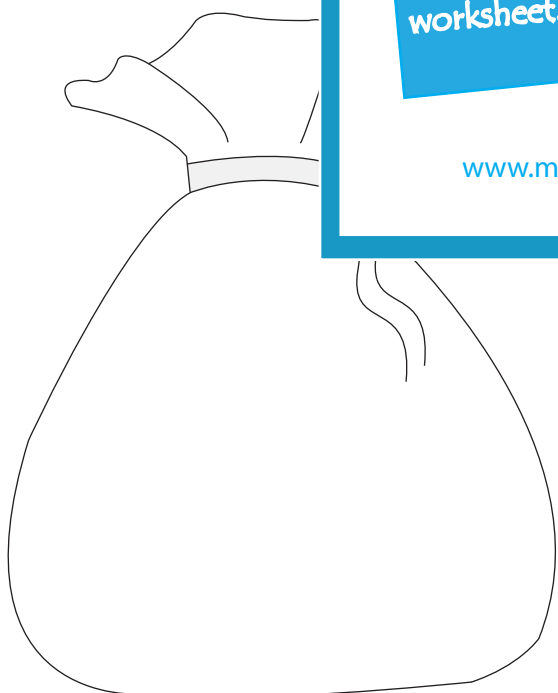
- 1) Cut out the quarters that add up to \$2.50 and glue them into the coin pouch.

- 2) Cut out the nickels that add up to 30¢ and glue them into the coin pouch.



- 4) Cut out the dimes that add up to \$1.25 and glue them into the coin pouch.

- 5) Cut out the quarters that add up to \$1.25 and glue them into the coin pouch.



PREVIEW

Gain complete access to the largest collection of worksheets in all subjects!

Members, please log in to download this worksheet.


Not a member? Please sign up to gain complete access.

www.mathworksheets4kids.com

Name : _____

Counting Coins - Cut & Glue Activity

Dimes



PREVIEW

Gain complete access to the largest collection of worksheets in all subjects!

Members, please log in to download this worksheet.

Not a member? Please sign up to gain complete access.

www.mathworksheets4kids.com

