


Counting Coins - Cut & Glue Activity


1) Cut out the quarters that add up to 75¢ and glue them into the piggy bank.




2) Cut out the dimes that add up to \$1.00 and glue them into the piggy bank.



3) Cut out the quarters that add up to 40¢ and glue them into the piggy bank.



4) Cut out the dimes that add up to 40¢ and glue them into the piggy bank.



PREVIEW

Gain complete access to the largest collection of worksheets in all subjects!

Members, please log in to download this worksheet.

Not a member? Please sign up to gain complete access.

www.mathworksheets4kids.com

Name : _____

Counting Coins - Cut & Glue Activity

Dimes



PREVIEW

Gain complete access to the largest collection of worksheets in all subjects!

Members, please log in to download this worksheet.

Not a member? Please sign up to gain complete access.

www.mathworksheets4kids.com

