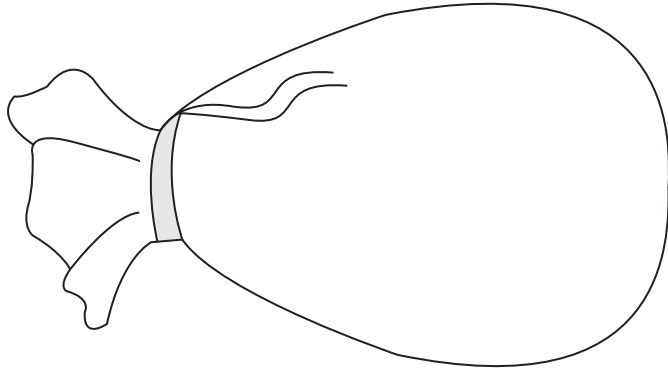


Name: _____

Ordering Notes

Cut the notes, arrange them from the least to the greatest and glue them in the appropriate money bags.



least



PREVIEW

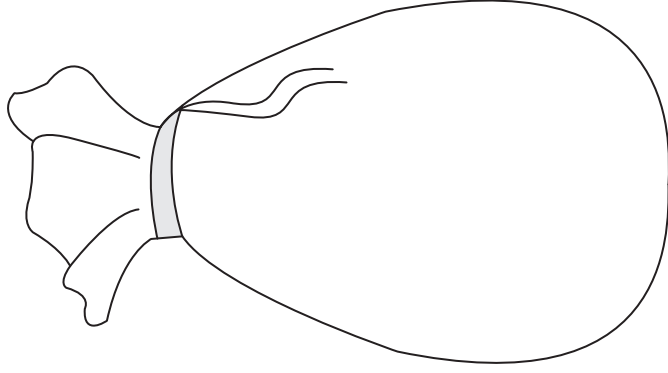
Gain complete access to the largest collection of worksheets in all subjects!

Members, please log in to download this worksheet.

Not a member? Please sign up to gain complete access.

www.mathworksheets4kids.com

greatest



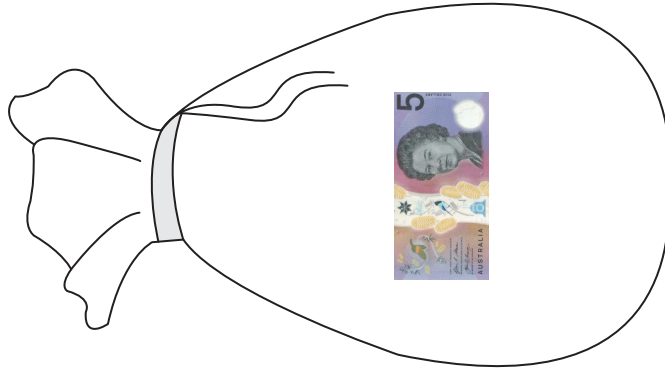
Name: _____

Answer key

Ordering Notes

Sheet 2

Cut the notes, arrange them from the least to the greatest and glue them in the appropriate money bags.



PREVIEW

Gain complete access to the largest collection of worksheets in all subjects!

Members, please log in to download this worksheet.

Not a member? Please sign up to gain complete access.

www.mathworksheets4kids.com

