









# Cheap or Expensive?

A) Identify and check the cheapest item in each set.

1)

			
<b>\$36.22</b>	<b>\$38.99</b>	<b>\$37.85</b>	<b>\$39.22</b>

2)

			
<b>\$56.35</b>			<b>\$58.30</b>

3)

		
<b>\$124.00</b>		<b>\$132.37</b>

**PREVIEW**

Gain complete access to the largest collection of worksheets in all subjects!

Members, please log in to download this worksheet.

Not a member? Please sign up to gain complete access.





[www.mathworksheets4kids.com](http://www.mathworksheets4kids.com)

B) Identify and check

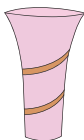

1)

		
<b>\$76.02</b>		<b>\$83.20</b>

2)

			
<b>\$17.65</b>	<b>\$19.42</b>	<b>\$19.00</b>	<b>\$14.30</b>

3)

			
<b>\$49.58</b>	<b>\$49.39</b>	<b>\$46.15</b>	<b>\$48.27</b>