


# Comparing Prices

Compare the price of each item. Cut out the beaks from the bottom of the page and glue them in the boxes.

1)



2)



3)



## PREVIEW

Gain complete access to the largest collection of worksheets in all subjects!

Members, please log in to download this worksheet.

Not a member? Please sign up to gain complete access.

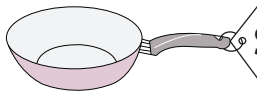
[www.mathworksheets4kids.com](http://www.mathworksheets4kids.com)



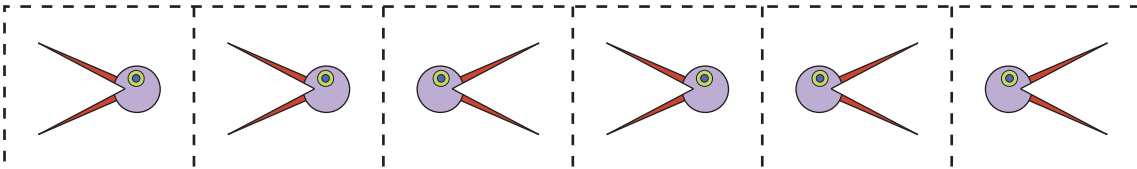
4)



5)



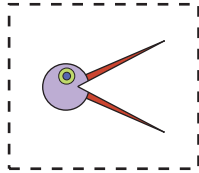
6)



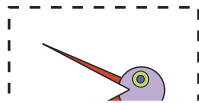

# Comparing Prices

Compare the price of each item. Cut out the beaks from the bottom of the page and glue them in the boxes.

1)



2)



3)



**PREVIEW**

Gain complete access to the largest collection of worksheets in all subjects!

Members, please log in to download this worksheet.

Not a member? Please sign up to gain complete access.


[www.mathworksheets4kids.com](http://www.mathworksheets4kids.com)



4)



5)



6)

