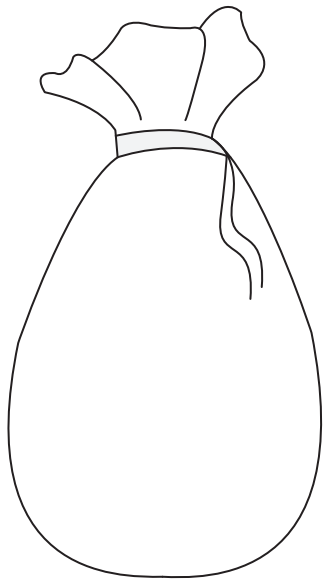


Name: _____

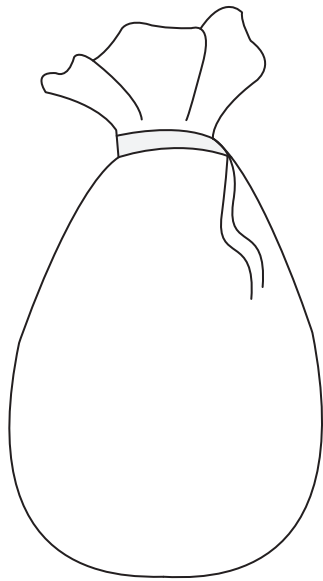
Ordering Bills

Sheet 2

Cut the bills, arrange them from the least to the greatest and glue them in the appropriate money bags.



least



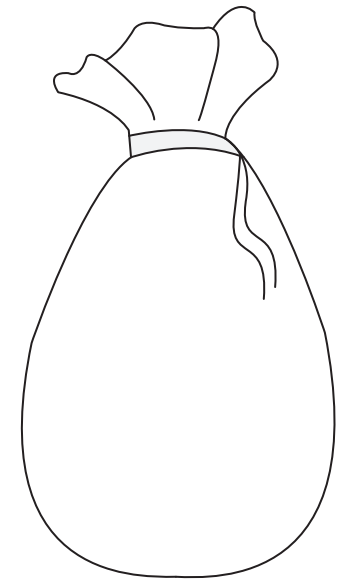
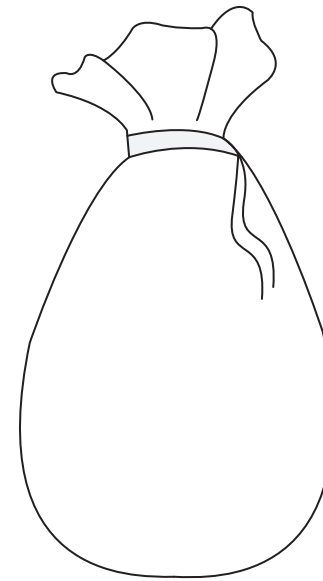
PREVIEW

Gain complete access to the largest collection of worksheets in all subjects!

Members, please log in to download this worksheet.

Not a member? Please sign up to gain complete access.

www.mathworksheets4kids.com



greatest



Name: _____

Ordering Bills

Cut the bills, arrange them from the least to the greatest and glue them in the appropriate money bags.



least



PREVIEW

Gain complete access to the largest collection of worksheets in all subjects!

Members, please log in to download this worksheet.

Not a member? Please sign up to gain complete access.

www.mathworksheets4kids.com



greatest