

Name : _____

Score : _____

Sheet 1

Counting Dimes



Count the dimes and write the total amount.

1)		_____ ¢
2)		_____ ¢
3)		_____ ¢
4)		_____ ¢
5) 6 dimes = _____	_____ ¢	

PREVIEW

Access the largest collection of worksheets for just **\$19.95** per year!


Members, please log in to download this worksheet.

Log in

Not a member? Please sign up to gain complete access.

Sign up

www.mathworksheets4kids.com




How much money will you pay?

_____ ¢

8) If a dog toy costs 80¢, how many dimes do you need to buy it?

_____ dimes



Name : _____

Score : _____





Answer key


Counting Dimes

Sheet 1



Count the dimes and write the total amount.

1) 		<u>40</u> ¢
2) 	<div data-bbox="446 750 1141 1668" style="border: 2px solid blue; padding: 10px; text-align: center;"> <h2 style="color: blue;">PREVIEW</h2> <p style="color: blue;">Access the largest collection of worksheets for just \$19.95 per year!</p> <div style="display: flex; justify-content: space-around;"> <div style="background-color: #007bff; color: white; padding: 5px; width: 150px;"> <p>Members, please log in to download this worksheet.</p> <p style="background-color: white; color: #007bff; border-radius: 10px; padding: 2px 5px; display: inline-block;">Log in</p> </div> <div style="background-color: #007bff; color: white; padding: 5px; width: 150px;"> <p>Not a member? Please sign up to gain complete access.</p> <p style="background-color: white; color: #007bff; border-radius: 10px; padding: 2px 5px; display: inline-block;">Sign up</p> </div> </div> <p style="color: blue; font-size: small;">www.mathworksheets4kids.com</p> </div>	<u>70</u> ¢
3) 		<u>20</u> ¢
4) 		<u>50</u> ¢
5) 6 dimes = <u>60</u>		mes = <u>90</u> ¢



ch money will you pay?

30 ¢

8) If a dog toy costs 80¢, how many dimes do you need to buy it?

8 dimes

