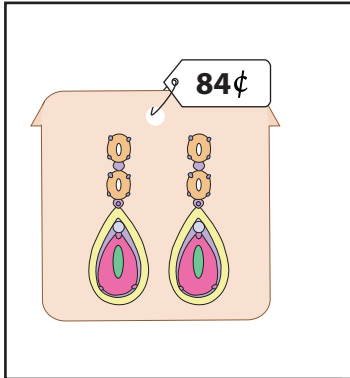


What is Your Change?

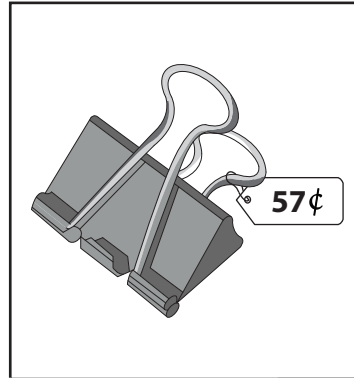
You pay \$1 for each item. Show the change you receive, with minimum number of coins.

1)



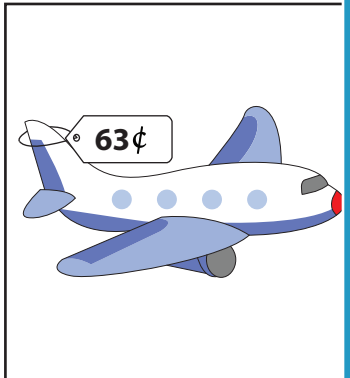
_____ quarters
 _____ dimes
 _____ nickels
 _____ pennies

2)




_____ quarters
 _____ dimes
 _____ nickels
 _____ pennies

3)



_____ quarters
 _____ dimes
 _____ nickels
 _____ pennies

5)



_____ quarters
 _____ dimes
 _____ nickels
 _____ pennies

PREVIEW

Gain complete access to the largest collection of worksheets in all subjects!

Members, please log in to download this worksheet.

Not a member? Please sign up to gain complete access.

www.mathworksheets4kids.com

7) You pay with \$1 for a pendant that costs 39¢. Write your change in minimum number of coins.

_____ quarters ; _____ dimes ; _____ pennies

8) You pay with \$1 for a blankbook that costs 91¢. Write your change in minimum number of coins.

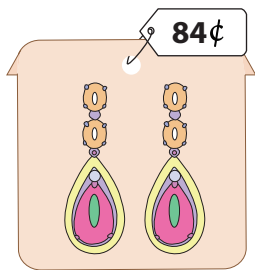
_____ quarters ; _____ nickels ; _____ pennies

Name : _____

What is Your Change?


You pay \$1 for each item. Show the change you receive, with minimum number of coins.

1)




0 quarters
1 dimes
1 nickels
1 pennies

2)




1 quarters
1 dimes
1 nickels
3 pennies

3)



3 quarters
1 dimes
0 nickels
0 pennies

5)



0 quarters
0 dimes
0 nickels
4 pennies

PREVIEW

Gain complete access to the largest collection of worksheets in all subjects!

Members, please log in to download this worksheet.

Not a member? Please sign up to gain complete access.

www.mathworksheets4kids.com

7) You pay with \$1 for a pendant that costs 39¢. Write your change in minimum number of coins.

2 quarters ; **1** dimes ; **1** pennies

8) You pay with \$1 for a blankbook that costs 91¢. Write your change in minimum number of coins.

0 quarters ; **1** nickels ; **4** pennies