

What's Left?


Subtract the price of each item from the amount and write what's left.

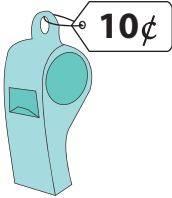
Amount

Price of the item


What's left?

1)




—  =

2)




3)




4)




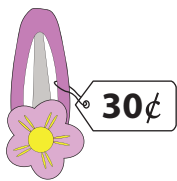
5)



6)



—  =

—  =

PREVIEW

Gain complete access to the largest collection of worksheets in all subjects!

Members, please log in to download this worksheet.

Not a member? Please sign up to gain complete access.

www.mathworksheets4kids.com

Name : _____

What's Left?


Subtract the price of each item from the amount and write what's left.

Amount

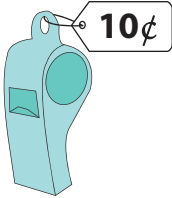
Price of the item

What's left?

1)



18¢

—  =

8¢

2)



65¢

PREVIEW

Gain complete access to the largest collection of worksheets in all subjects!


Members, please log in to download this worksheet.

Not a member? Please sign up to gain complete access.

www.mathworksheets4kids.com

11¢

3)



32¢

7¢

4)




95¢

35¢

5)



24¢

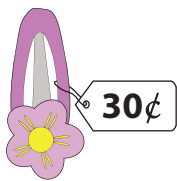
—  =

2¢

6)



39¢

—  =

9¢