

# What's Left?

Subtract the price of each item from the amount and write what's left.

**Amount**

**Price of the item**

**What's left?**

1)

\_\_\_\_\_

— =

\_\_\_\_\_

2)

\_\_\_\_\_

3)

\_\_\_\_\_

4)

\_\_\_\_\_

5)

\_\_\_\_\_

6)

\_\_\_\_\_

# PREVIEW

Gain complete access to the largest collection of worksheets in all subjects!

Members, please log in to download this worksheet.

Not a member? Please sign up to gain complete access.

[www.mathworksheets4kids.com](http://www.mathworksheets4kids.com)

— =

\_\_\_\_\_

— =

\_\_\_\_\_

**What's Left?**

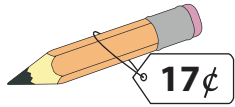
Subtract the price of each item from the amount and write what's left.

**Amount**

**Price of the item**


**What's left?**

1)   
47¢

—  = 30¢

2)   
34¢

— 5¢

3)   
20¢


— 8¢

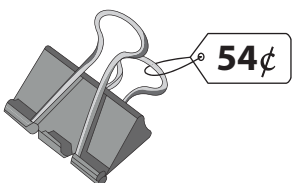
4)   
61¢

— 11¢

5)   
80¢

—  = 35¢

6)   
60¢

—  = 6¢

**PREVIEW**

Gain complete access to the largest collection of worksheets in all subjects!

Members, please log in to download this worksheet.

Not a member? Please sign up to gain complete access.

[www.mathworksheets4kids.com](http://www.mathworksheets4kids.com)