





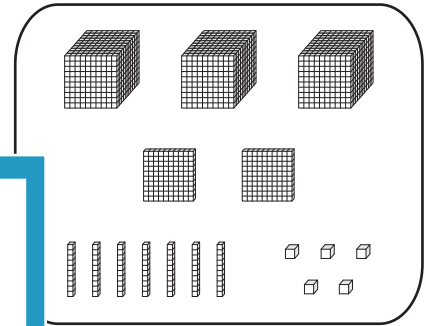
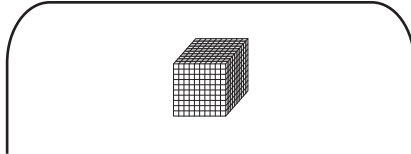
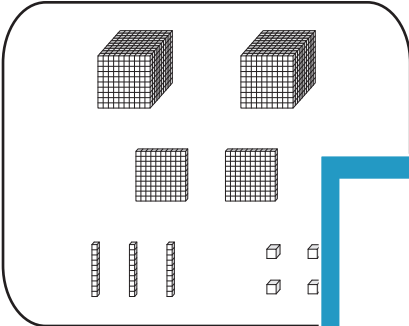
Name : \_\_\_\_\_

# Addition Sentence - Hundredths

No regrouping: S3

Tens	Ones	Tenths	Hundredths
			

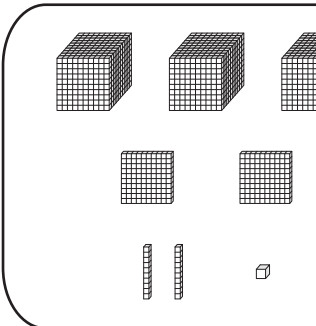
1)



\_\_\_\_\_

\_\_\_\_\_

2)



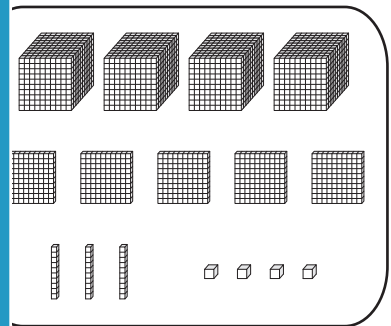
**PREVIEW**

Gain complete access to the largest collection of worksheets in all subjects!

Members, please log in to download this worksheet.

Not a member? Please sign up to gain complete access.

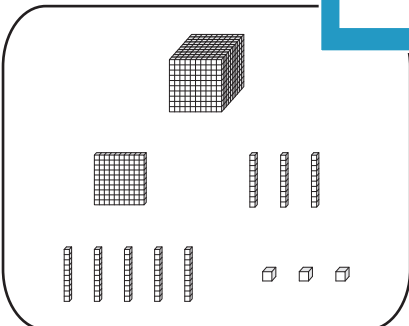
[www.mathworksheets4kids.com](http://www.mathworksheets4kids.com)




\_\_\_\_\_

\_\_\_\_\_

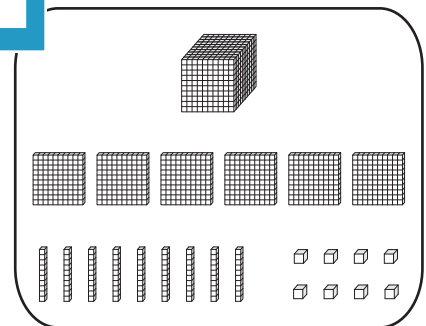
3)



+



=



\_\_\_\_\_

+

\_\_\_\_\_

=





\_\_\_\_\_

Name : \_\_\_\_\_

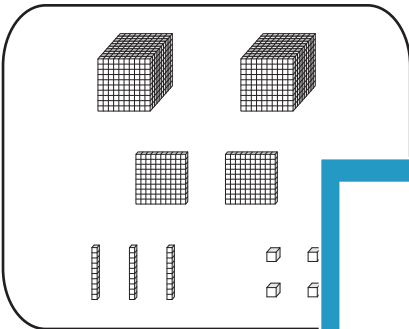
**Answer key**

# Addition Sentence - Hundredths

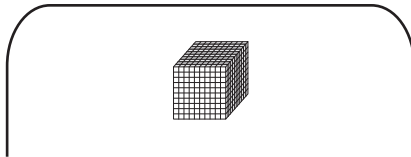
No regrouping: S3

Tens	Ones	Tenths	Hundredths
			

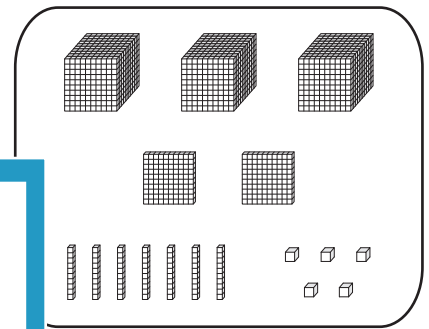
1)



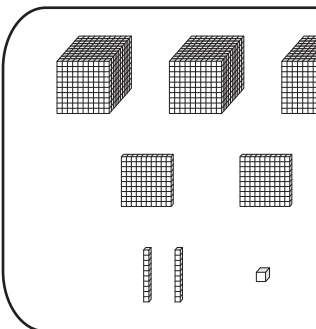
**22.34**



**32.75**



2)



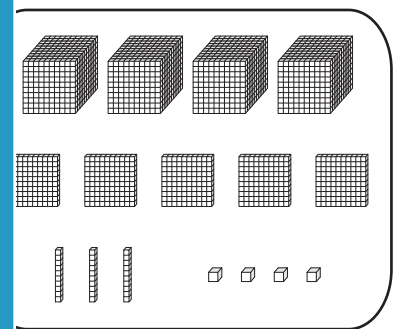
**32.21**

Gain complete access to the largest collection of worksheets in all subjects!

Members, please log in to download this worksheet.

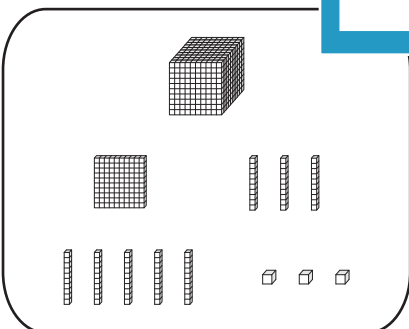
Not a member? Please sign up to gain complete access.

[www.mathworksheets4kids.com](http://www.mathworksheets4kids.com)




**45.34**

3)



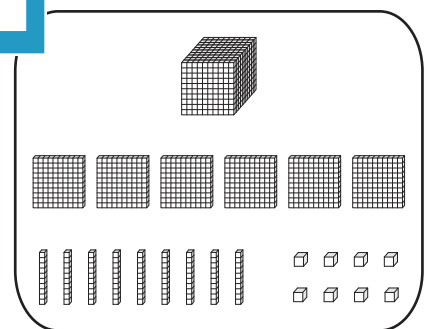
**11.83**

+



**5.15**

=



**16.98**