





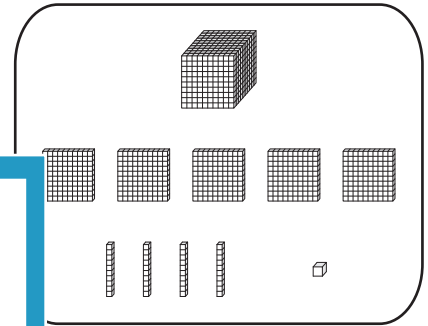
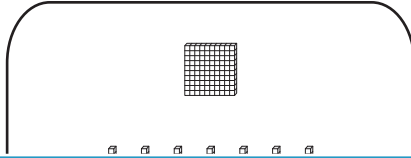
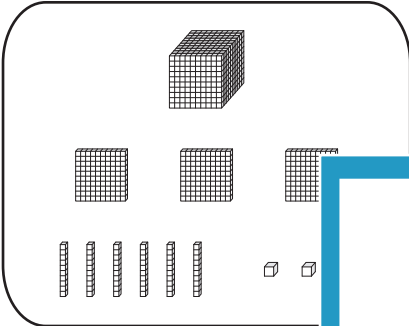
Name : \_\_\_\_\_

# Addition Sentence - Hundredths

Regrouping: S3

Tens	Ones	Tenths	Hundredths
			

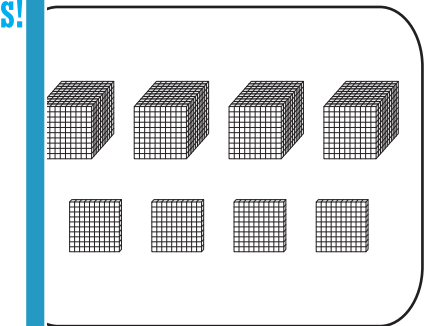
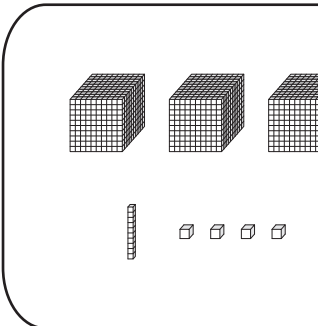
1)



\_\_\_\_\_

\_\_\_\_\_

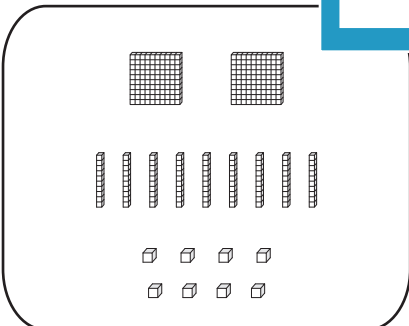
2)



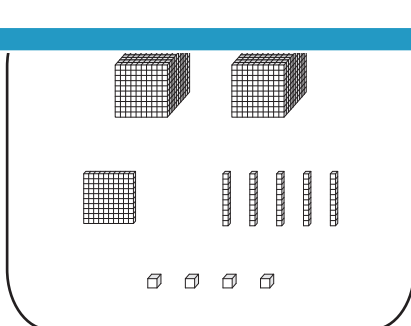
\_\_\_\_\_

\_\_\_\_\_

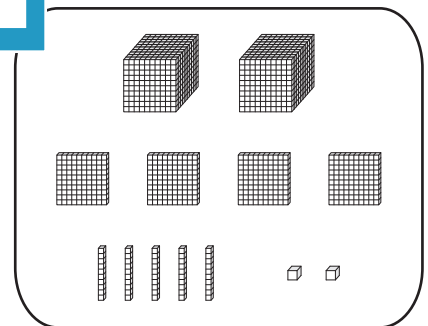
3)



+



=



\_\_\_\_\_

+

\_\_\_\_\_

=

\_\_\_\_\_

**PREVIEW**

Gain complete access to the largest collection of worksheets in all subjects!

Members, please log in to download this worksheet.

Not a member? Please sign up to gain complete access.





[www.mathworksheets4kids.com](http://www.mathworksheets4kids.com)

Name : \_\_\_\_\_

**Answer key**

Regrouping: S3

# Addition Sentence - Hundredths

Tens	Ones	Tenths	Hundredths
			

1)

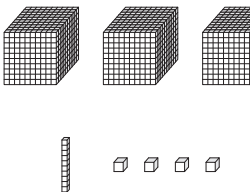


**13.63**

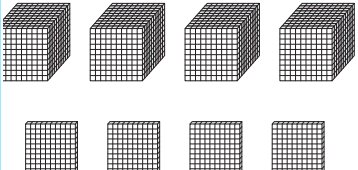


**15.41**

2)

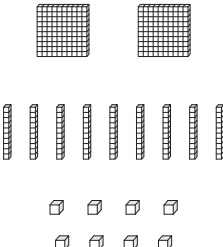


**30.14**



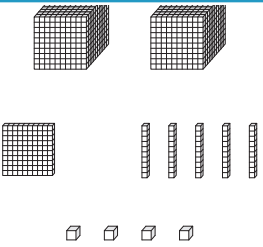
**44**

3)



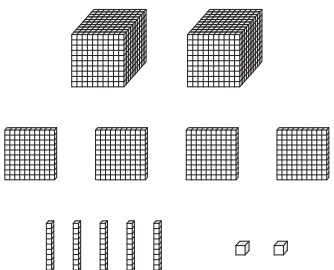
**2.98**

+



**21.54**

=



**24.52**

## PREVIEW

Gain complete access to the largest collection of worksheets in all subjects!

Members, please log in to download this worksheet.

Not a member? Please sign up to gain complete access.

www.mathworksheets4kids.com