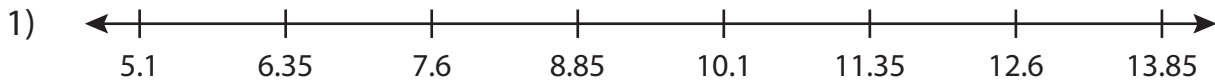


Name : _____

Comparing Decimals - Number Line

Sheet 1

Read the number line. Compare each pair of decimals using the symbols $>$, $<$ or $=$.



a) 10.05 10.35

b) 5.76 5.76

c) 6.9

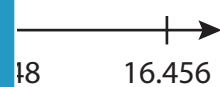
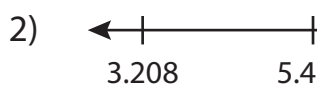
11.4

e) 13.83

8.8

g) 7.5

12.2



a) 12.136

5.51

c) 16.04 16.04

d) 14.34 14.247

e) 7.623 7.625

f) 6.529 6.529

g) 3.5 3.5

h) 12.33 12.033

PREVIEW

Gain complete access to the largest collection of worksheets in all subjects!

Members, please log in to download this worksheet.

Not a member? Please sign up to gain complete access.

www.mathworksheets4kids.com

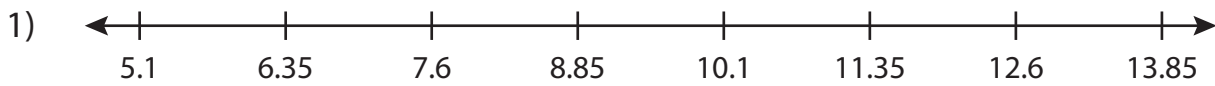
Name : _____

Answer key

Comparing Decimals - Number Line

Sheet 1

Read the number line. Compare each pair of decimals using the symbols $>$, $<$ or $=$.



a) 10.05 $<$ 10.35

b) 5.76 $=$ 5.76

c) 6.9

11.4

e) 13.83

8.8

g) 7.5

12.2



a) 12.136

5.51

c) 16.04 $=$ 16.04

d) 14.34 $>$ 14.247

e) 7.623 $<$ 7.625

f) 6.529 $=$ 6.529

g) 3.5 $=$ 3.5

h) 12.33 $>$ 12.033

PREVIEW
Gain complete access to the largest
collection of worksheets in all subjects!

Members, please
log in to
download this
worksheet.

Not a member?
Please sign up to
gain complete
access.

www.mathworksheets4kids.com