

Direct and Inverse Variation

1) Select all the equations that model direct variation.

a) $7y - \frac{14}{x} = 0$ b) $-15x - 3y = 0$ c) $\frac{y}{x} + 7 = 10$ d) $6 + \frac{y}{x} = 10$

2) Which of the following equations model inverse variation?

a) $9y = 6y + \frac{9}{x}$ b) $5y = \frac{5}{x}$ c) $\frac{3x}{y} - 9 = 15$ d) $9y - \frac{18}{x} = 0$

3) Select all the equations that model direct variation.

a) $6x = \frac{30}{y}$

d) $\frac{y}{x} + 20 = 40$

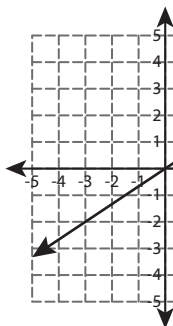
4) Which of the following equations model direct variation?

a) $y - 3x = 0$

d) $\frac{y}{x} + 4 = 5$

5) Select the graph that shows direct variation.

a)



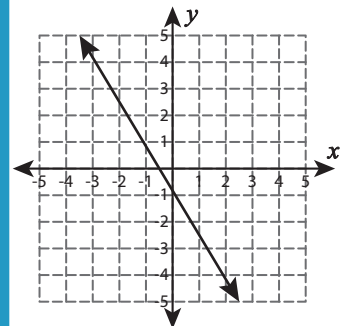
PREVIEW

Gain complete access to the largest
collection of worksheets in all subjects!

Members, please
log in to
download this
worksheet.

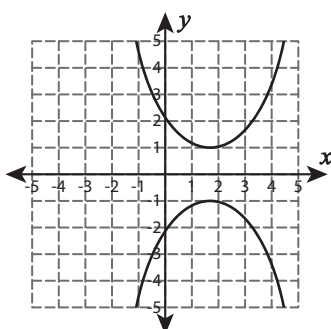
Not a member?
Please sign up to
gain complete
access.

www.mathworksheets4kids.com

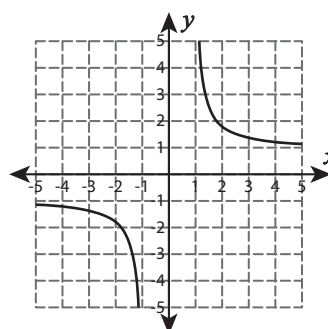


6) Select the graph that shows inverse variation.

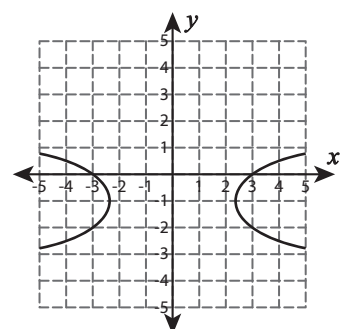
a)



b)



c)



Direct and Inverse Variation

1) Select all the equations that model direct variation.

a) $7y - \frac{14}{x} = 0$ b) $-15x - 3y = 0$ c) $\frac{y}{x} + 7 = 10$ d) $6 + \frac{y}{x} = 10$

2) Which of the following equations model inverse variation?

a) $9y = 6y + \frac{9}{x}$ b) $5y = \frac{5}{x}$ c) $\frac{3x}{y} - 9 = 15$ d) $9y - \frac{18}{x} = 0$

3) Select all the equations that model direct variation.

a) $6x = \frac{30}{y}$

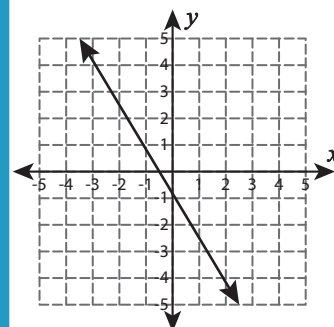
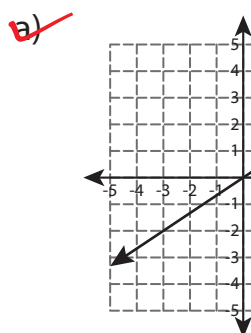
d) $\frac{y}{x} + 20 = 40$

4) Which of the following equations model direct variation?

a) $y - 3x = 0$

d) $\frac{y}{x} + 4 = 5$

5) Select the graph that shows direct variation.



PREVIEW

Gain complete access to the largest collection of worksheets in all subjects!

Members, please log in to download this worksheet.

Not a member? Please sign up to gain complete access.

www.mathworksheets4kids.com

6) Select the graph that shows inverse variation.

