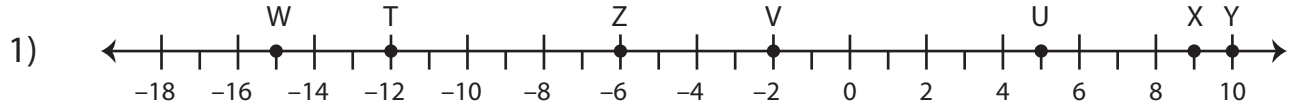


## Length of the Line Segments

Use the number line to find the length.



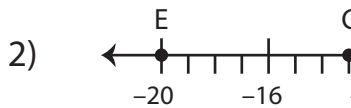
a)  $ZU + XY =$  12 units

d)  $WT =$  \_\_\_\_\_

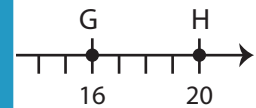
b)  $UX =$  \_\_\_\_\_

e)  $WY - XY =$  \_\_\_\_\_

c)  $WV =$  \_\_\_\_\_



**PREVIEW**  
Gain complete access to the largest  
collection of worksheets in all subjects!



a)  $CD =$  \_\_\_\_\_

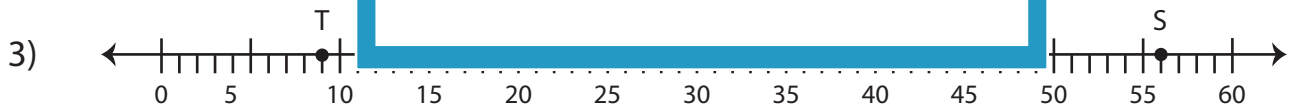
b)  $DH =$  \_\_\_\_\_

c)  $ED - CD =$  \_\_\_\_\_

Members, please  
log in to  
download this  
worksheet.

Not a member?  
Please sign up to  
gain complete  
access.

[www.mathworksheets4kids.com](http://www.mathworksheets4kids.com)



a)  $QP - RP =$  \_\_\_\_\_

d)  $QR =$  \_\_\_\_\_

b)  $PS =$  \_\_\_\_\_

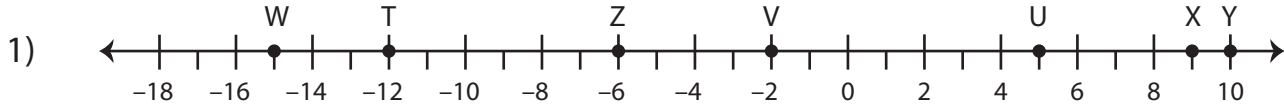
e)  $RP =$  \_\_\_\_\_

c)  $TS =$  \_\_\_\_\_

f)  $TQ + TP =$  \_\_\_\_\_

## Length of the Line Segments

Use the number line to find the length.



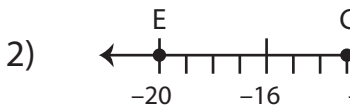
a)  $ZU + XY = \underline{\hspace{2cm} 12 \text{ units}}$

d)  $WT = \underline{\hspace{2cm} 3 \text{ units}}$

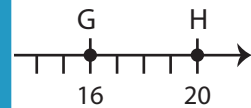
b)  $UX = \underline{\hspace{2cm} 4 \text{ units}}$

e)  $WY - XY = \underline{\hspace{2cm} 24 \text{ units}}$

c)  $WV = \underline{\hspace{2cm}}$



Gain complete access to the largest  
collection of worksheets in all subjects!



a)  $CD = \underline{\hspace{2cm}}$

$= \underline{\hspace{2cm} 12 \text{ units}}$

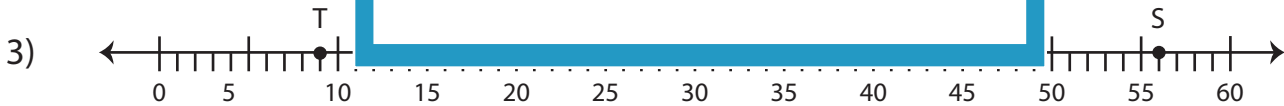
b)  $DH = \underline{\hspace{2cm}}$

c)  $ED - CD = \underline{\hspace{2cm}}$

Members, please  
log in to  
download this  
worksheet.

Not a member?  
Please sign up to  
gain complete  
access.

[www.mathworksheets4kids.com](http://www.mathworksheets4kids.com)



a)  $QP - RP = \underline{\hspace{2cm} 14 \text{ units}}$

d)  $QR = \underline{\hspace{2cm} 14 \text{ units}}$

b)  $PS = \underline{\hspace{2cm} 17 \text{ units}}$

e)  $RP = \underline{\hspace{2cm} 2 \text{ units}}$

c)  $TS = \underline{\hspace{2cm} 47 \text{ units}}$

f)  $TQ + TP = \underline{\hspace{2cm} 44 \text{ units}}$