

Name : _____

Comparing Quantities

MS1

Mia, the kingfisher likes to catch the greater quantity. Cut out the beaks from the bottom of the page and glue them in the correct boxes.

1) $9 \div 1$



$8 \div 2$

2) $10 \div 2$



$12 \div 3$

3) $63 \div 7$




$35 \div 7$

4) $28 \div 4$



$25 \div 5$

5) $27 \div 3$



PREVIEW

Gain complete access to the largest collection of worksheets in all subjects!

Members, please log in to download this worksheet.

Not a member? Please sign up to gain complete access.

www.mathworksheets4kids.com


$56 \div 7$

7) $42 \div 6$




$32 \div 4$

9) $2 \div 2$



$64 \div 8$

11) $21 \div 3$



$20 \div 5$

13) $40 \div 8$



$48 \div 6$

15) $54 \div 9$

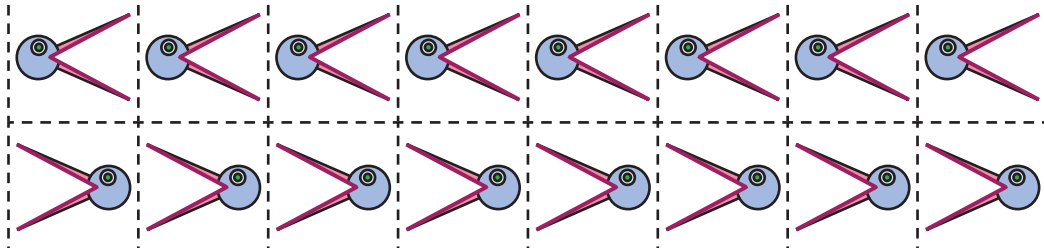


$28 \div 4$

16) $56 \div 8$



$10 \div 5$



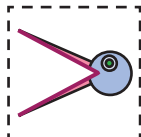
Name : _____

Comparing Quantities

MS1

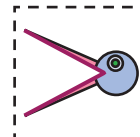
Mia, the kingfisher likes to catch the greater quantity. Cut out the beaks from the bottom of the page and glue them in the correct boxes.

1) $9 \div 1$



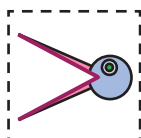
$8 \div 2$

2) $10 \div 2$



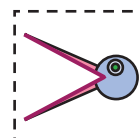
$12 \div 3$

3) $63 \div 7$



$35 \div 7$

4) $28 \div 4$

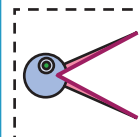


$25 \div 5$

5) $27 \div 3$

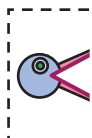


PREVIEW

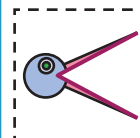


$56 \div 7$

7) $42 \div 6$

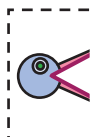


Gain complete access to the largest collection of worksheets in all subjects!



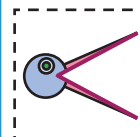
$32 \div 4$

9) $2 \div 2$



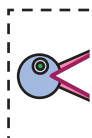
Members, please log in to download this worksheet.

Not a member? Please sign up to gain complete access.

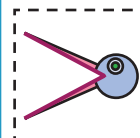


$64 \div 8$

11) $21 \div 3$

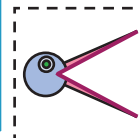


www.mathworksheets4kids.com



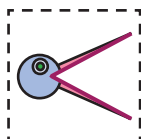
$20 \div 5$

13) $40 \div 8$



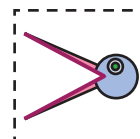
$48 \div 6$

15) $54 \div 9$



$28 \div 4$

16) $56 \div 8$



$10 \div 5$