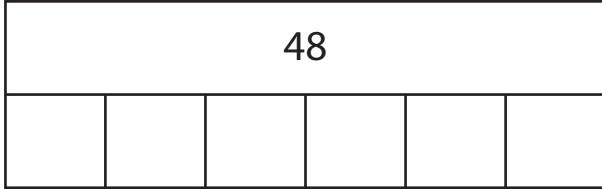


Name: _____

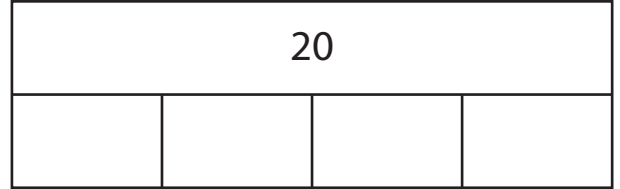
Division - Bar Model

Sheet 1

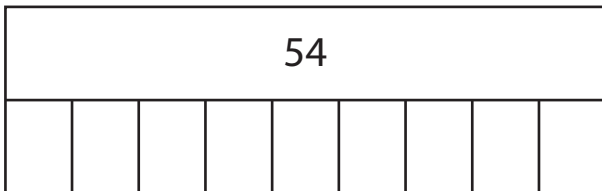
1) $48 \div 6 =$ _____



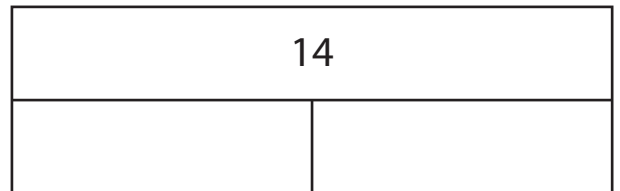
2) $20 \div 4 =$ _____



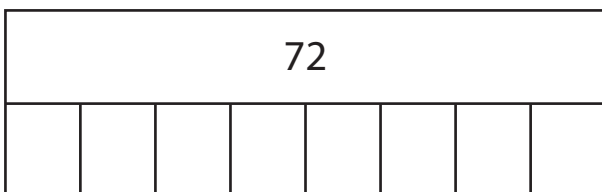
3) $54 \div 9 =$ _____



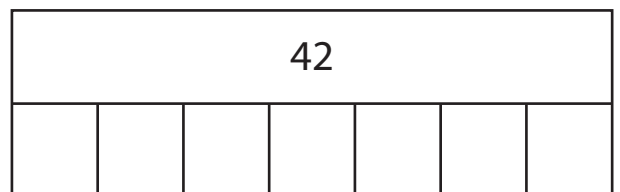
4) $14 \div 2 =$ _____



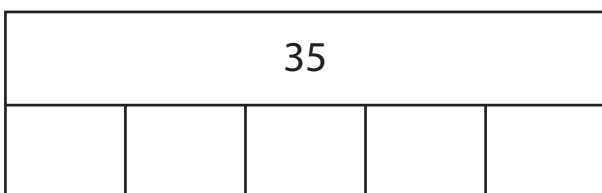
5) $72 \div 8 =$ _____



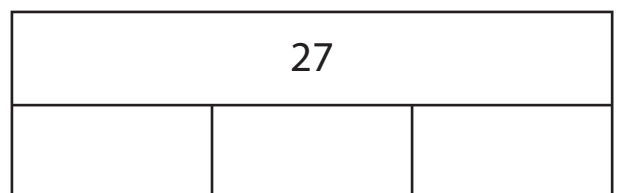
6) $42 \div 7 =$ _____



7) $35 \div 5 =$ _____



8) $27 \div 3 =$ _____



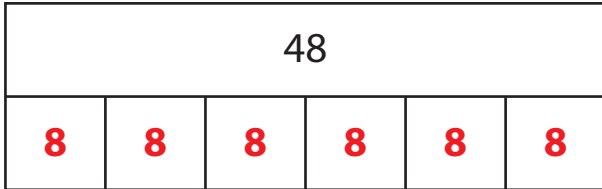
Name: _____

Answer key

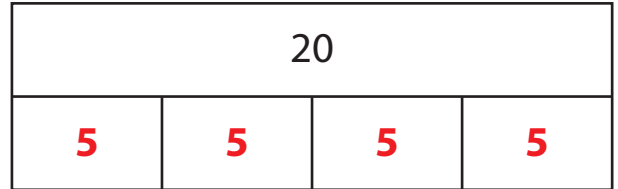
Sheet 1

Division - Bar Model

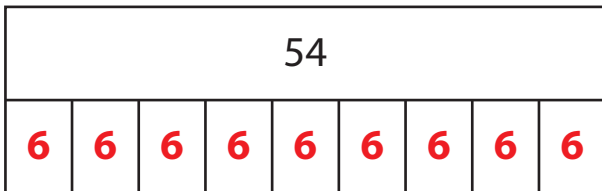
1) $48 \div 6 = \underline{8}$



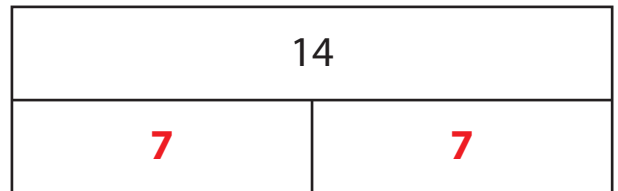
2) $20 \div 4 = \underline{5}$



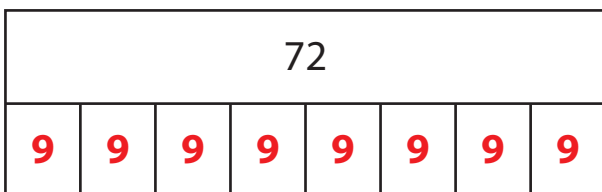
3) $54 \div 9 = \underline{6}$



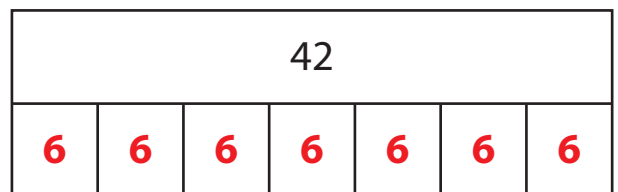
4) $14 \div 2 = \underline{7}$



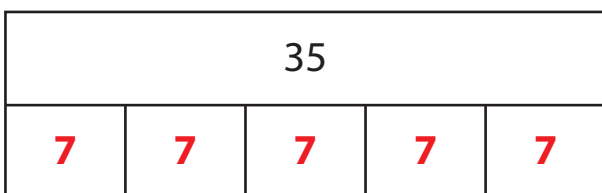
5) $72 \div 8 = \underline{9}$



6) $42 \div 7 = \underline{6}$



7) $35 \div 5 = \underline{7}$



8) $27 \div 3 = \underline{9}$

