


Division Models

Divide the objects into indicated groups and write the division sentences.

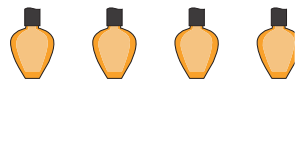
1) Divide into groups of 5.



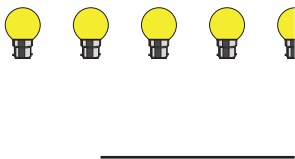
2) Divide into groups of 7.




3) Divide into groups



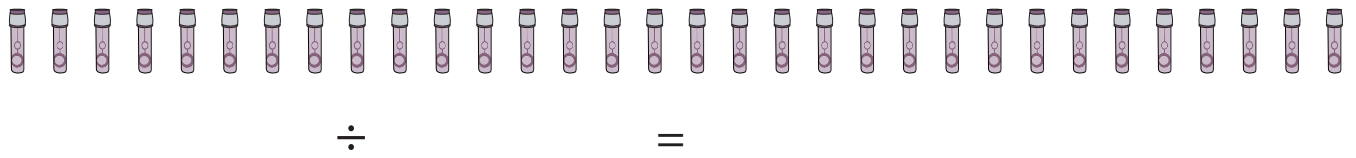
4) Divide into groups



5) Divide into groups



6) Divide into groups of 8.



PREVIEW

Gain complete access to the largest collection of worksheets in all subjects!

Members, please log in to download this worksheet.


Not a member? Please sign up to gain complete access.

www.mathworksheets4kids.com

Division Models

Divide the objects into indicated groups and write the division sentences.

1) Divide into groups of 5.



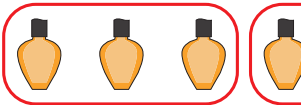
$\underline{\quad 15 \quad} \div \underline{\quad 5 \quad} = \underline{\quad 3 \quad}$

2) Divide into groups of 7.



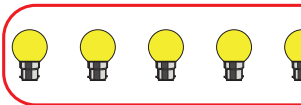
$\underline{\quad 14 \quad}$

3) Divide into groups




$\underline{\quad 9 \quad}$

4) Divide into groups



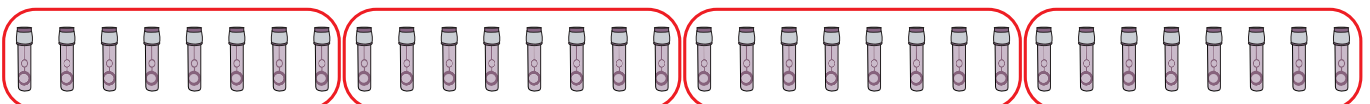
$\underline{\quad 12 \quad}$

5) Divide into groups



$\underline{\quad 16 \quad} \div \underline{\quad 2 \quad} = \underline{\quad 8 \quad}$

6) Divide into groups of 8.



$\underline{\quad 32 \quad} \div \underline{\quad 8 \quad} = \underline{\quad 4 \quad}$

PREVIEW

Gain complete access to the largest collection of worksheets in all subjects!

Members, please log in to download this worksheet.

Not a member? Please sign up to gain complete access.

www.mathworksheets4kids.com