


Division Models

A) Write the division sentence that describes each model.



_____ ÷ _____ = _____



_____ ÷ _____ = _____



_____ ÷ _____ = _____



_____ ÷ _____ = _____

B) Draw equal groups

1) $12 \div 2 =$ _____

2) $30 \div 6 =$ _____

PREVIEW

Gain complete access to the largest collection of worksheets in all subjects!


Members, please log in to download this worksheet.

Not a member? Please sign up to gain complete access.

www.mathworksheets4kids.com

Division Models

A) Write the division sentence that describes each model.



$$\underline{\quad 16 \quad} \div \underline{\quad 8 \quad} = \underline{\quad 2 \quad}$$



$$\underline{\quad 18 \quad}$$




$$\underline{\quad 12 \quad}$$



$$\underline{\quad 20 \quad}$$

B) Draw equal groups.
(Drawings may vary)

1) $12 \div 2 =$ _____



2) $30 \div 6 =$ 5



PREVIEW

Gain complete access to the largest collection of worksheets in all subjects!

Members, please log in to download this worksheet.

Not a member? Please sign up to gain complete access.

www.mathworksheets4kids.com