

Division Facts

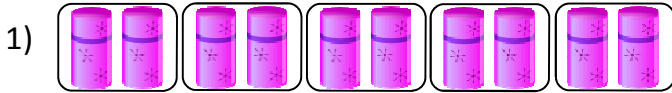
Sheet 2

Example:

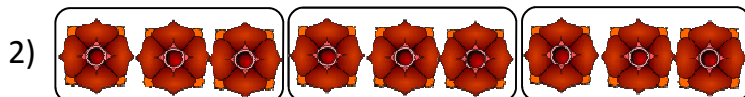
Write division sentence:



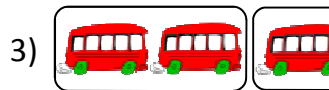
$$\boxed{8} \div \boxed{4} = \boxed{2}$$



$$\boxed{} \div \boxed{} = \boxed{}$$




$$\boxed{} \div \boxed{} = \boxed{}$$



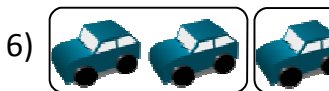
$$\boxed{} \div \boxed{} = \boxed{}$$




$$\boxed{} \div \boxed{} = \boxed{}$$



$$\boxed{} \div \boxed{} = \boxed{}$$



$$\boxed{} \div \boxed{} = \boxed{}$$




$$\boxed{} \div \boxed{} = \boxed{}$$



$$\boxed{} \div \boxed{} = \boxed{}$$



$$\boxed{} \div \boxed{} = \boxed{}$$



$$\boxed{} \div \boxed{} = \boxed{}$$

PREVIEW

Access the largest collection of
worksheets for just **\$19.95** per year!

Members, please
log in to
download this
worksheet.

Log in

Not a member?
Please sign up to
gain complete
access.

Sign up

www.mathworksheets4kids.com

Answer key

Division Facts

Sheet 2

Example:

Write division sentence:



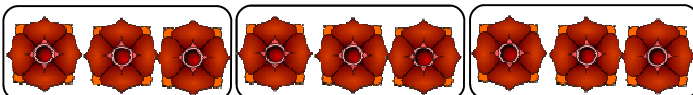
$$8 \div 4 = 2$$

1)



$$10 \div 2 = 5$$

2)



$$9 \div 3 = 3$$

3)




$$3 \div 1 = 3$$

4)



$$4 \div 2 = 2$$

5)




$$5 \div 1 = 5$$

6)



$$3 \div 1 = 3$$

7)



$$4 \div 1 = 4$$

8)




$$12 \div 4 = 3$$

9)



$$6 \div 3 = 2$$

10)



$$12 \div 6 = 2$$

PREVIEW

Access the largest collection of
worksheets for just **\$19.95** per year!

Members, please
log in to
download this
worksheet.

Log in

Not a member?
Please sign up to
gain complete
access.

Sign up

www.mathworksheets4kids.com