


Name : _____



RECYCLABLE vs COMPOSTABLE

Cut out the picture boxes, sort the objects as recyclable or compostable and glue them in the appropriate columns.

Recyclable	Compostable
 <p>PREVIEW</p> <p>Gain complete access to the largest collection of worksheets in all subjects!</p> <p>Members, please log in to download this worksheet.</p> <p>Not a member? Please sign up to gain complete access.</p> <p>www.mathworksheets4kids.com</p>	

Name : _____





RECYCLABLE vs COMPOSTABLE



Members, please
log in to
download this
worksheet.

Not a member?
Please sign up to
gain complete
access.

www.mathworksheets4kids.com





Name : _____

Answer key

RECYCLABLE VS COMPOSTABLE

Cut out the picture boxes, sort the objects as recyclable or compostable and glue them in the appropriate columns.

Recyclable	Compostable
 <p>A collection of items that are recyclable: a grey plastic milk jug with a 'Milk' label, a brown cardboard box, a wooden barrel, and a red and black plaid shirt.</p>	 <p>A collection of items that are compostable: a fish skeleton, a cracked brown eggshell, a yellow banana, a green cucumber, and a grey teapot.</p>

PREVIEW

Gain complete access to the largest collection of worksheets in all subjects!

Members, please log in to download this worksheet.

Not a member? Please sign up to gain complete access.

www.mathworksheets4kids.com