




Name : _____

Ending Sounds

Cut the pictures and glue them beside the correct end sound.

r



n




PREVIEW

Gain complete access to the largest collection of worksheets in all subjects!


Members, please log in to download this worksheet.

Not a member? Please sign up to gain complete access.



www.mathworksheets4kids.com



p

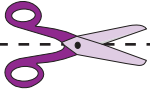


t



Name : _____

Ending Sounds



		
	<h1>PREVIEW</h1> <p>Gain complete access to the largest collection of worksheets in all subjects!</p>	
	<p>Members, please log in to download this worksheet.</p> <p>Not a member? Please sign up to gain complete access.</p> <p>www.mathworksheets4kids.com</p>	
