

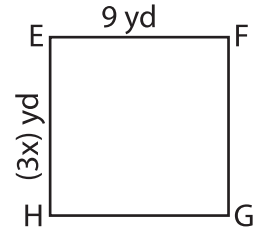
**One-Step Equations: Shapes**

Type 2: S2

Solve each problem.

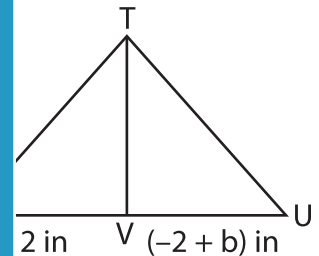
- 1) EFGH is a square. If EF is 9 yd, find the value of x.

x = \_\_\_\_\_



- 2) STU is a triangle. TV is a median that bisects the side SU. If SV = 12 in, find b.

b = \_\_\_\_\_



- 3) ABCD is a parallelogram. Given that OA = 20 ft, determine the length of OB.

t = \_\_\_\_\_

**PREVIEW**

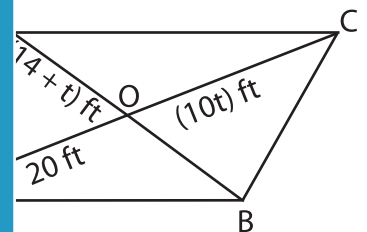
Gain complete access to the largest collection of worksheets in all subjects!

Members, please log in to download this worksheet.

Not a member? Please sign up to gain complete access.

[www.mathworksheets4kids.com](http://www.mathworksheets4kids.com)

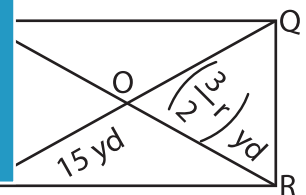
with O as the center. Find the value of t and



- 4) PQRS is a rectangle and PR =
- $\left(\frac{3}{2}r\right)$
- yd, find the value of r.

r = \_\_\_\_\_

that SQ = 15 yd



- 5) In the given semi-circle, XZ is the diameter and O is the center. If OX = 17 in, find p.

p = \_\_\_\_\_

