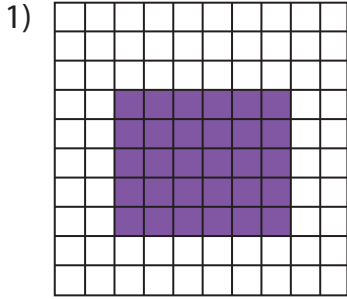


Name : _____

Estimation: Shaded Region

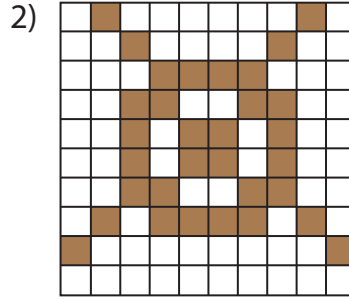
Sheet 1

Estimate the shaded squares in each grid.



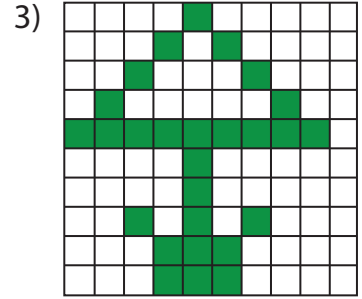
Estimated count: _____

Actual count: _____



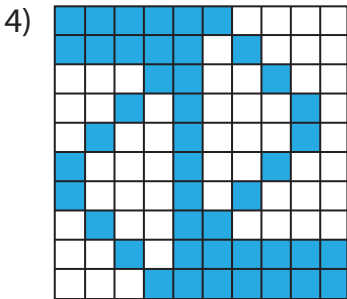
Estimated count: _____

Actual count: _____



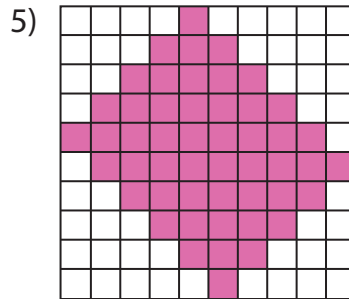
Estimated count: _____

Actual count: _____



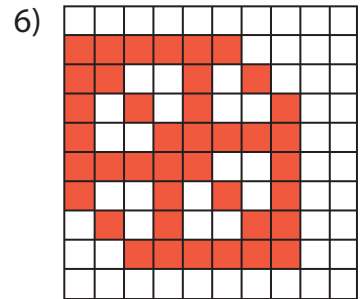
Estimated count: _____

Actual count: _____



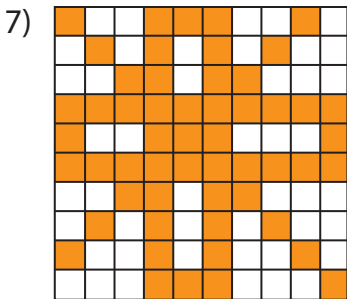
Estimated count: _____

Actual count: _____



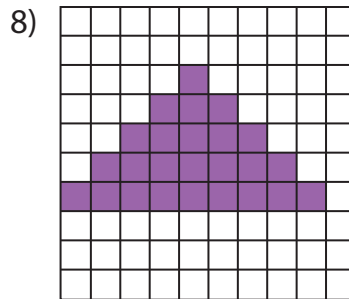
Estimated count: _____

Actual count: _____



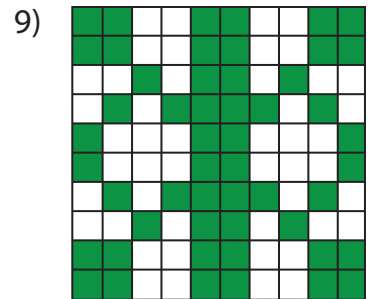
Estimated count: _____

Actual count: _____



Estimated count: _____

Actual count: _____



Estimated count: _____

Actual count: _____

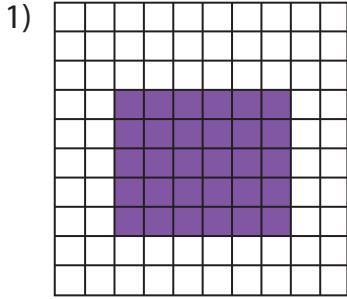
Name : _____

Answer Key

Sheet 1

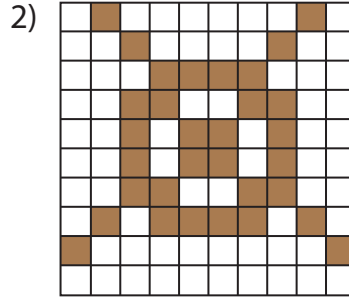
Estimation: Shaded Region

Estimate the shaded squares in each grid.



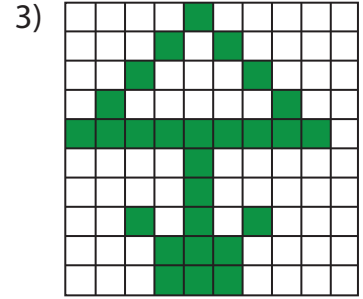
Estimated count: _____

Actual count: 30



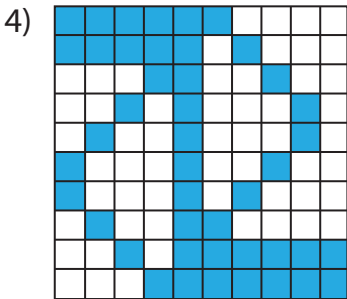
Estimated count: _____

Actual count: 32



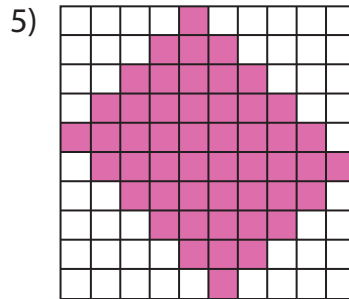
Estimated count: _____

Actual count: 27



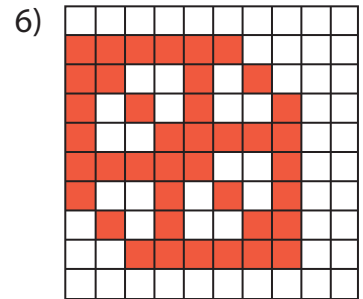
Estimated count: _____

Actual count: 44



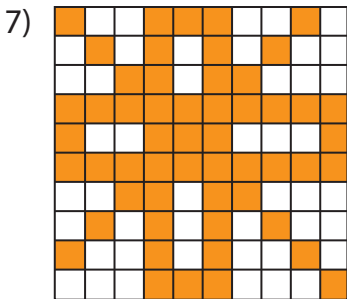
Estimated count: _____

Actual count: 50



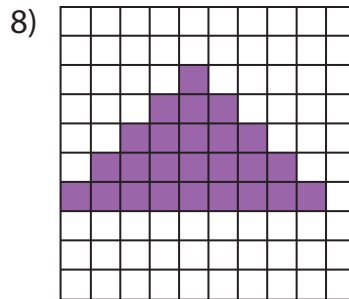
Estimated count: _____

Actual count: 40




Estimated count: _____

Actual count: 54



Estimated count: _____

Actual count: 25



Estimated count: _____

Actual count: 52