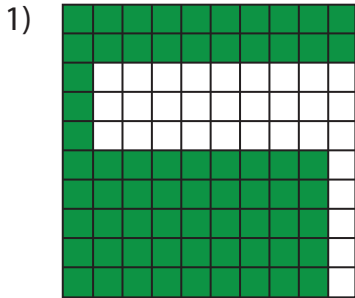


Name : _____

Estimation: Shaded Region

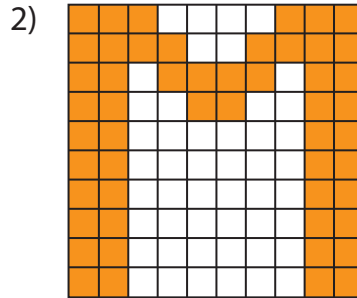
Sheet 3

Estimate the shaded squares in each grid.

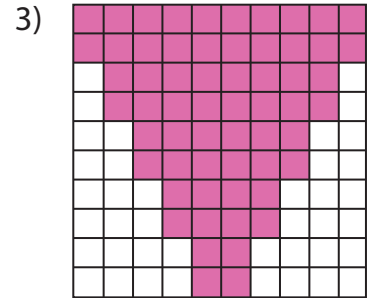


Estimated count: _____

Actual count: _____

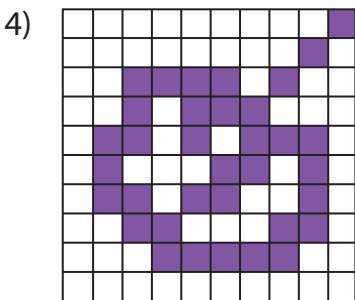


Estimated count: _____



Estimated count: _____

Actual count: _____



Estimated count: _____

Actual count: _____


PREVIEW

Gain complete access to the largest collection of worksheets in all subjects!

Members, please log in to download this worksheet.

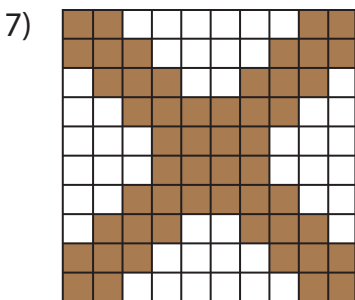
Not a member? Please sign up to gain complete access.

www.mathworksheets4kids.com




Estimated count: _____

Actual count: _____



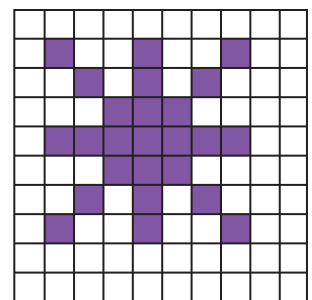
Estimated count: _____

Actual count: _____



Estimated count: _____

Actual count: _____

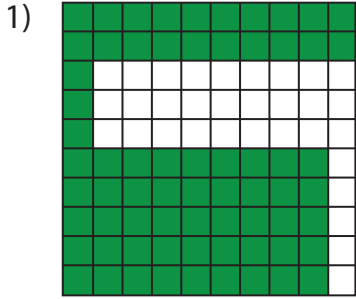


Estimated count: _____

Actual count: _____

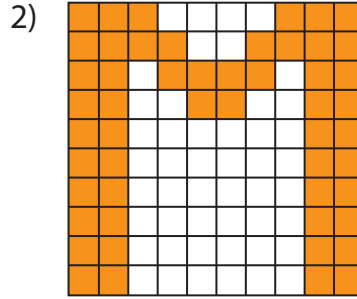
Estimation: Shaded Region

Estimate the shaded squares in each grid.

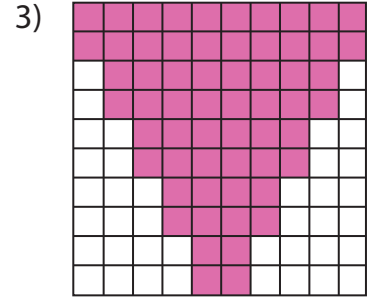


Estimated count: _____

Actual count: 68

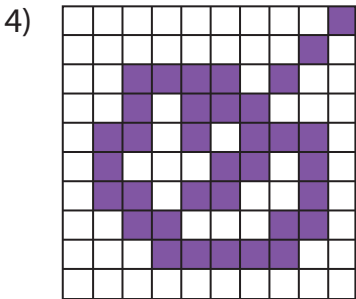


Estimated count: _____



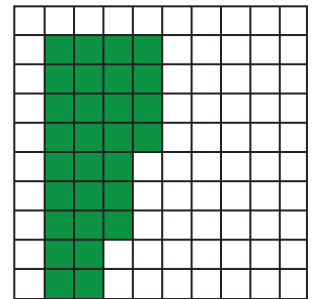
Estimated count: _____

Actual count: 60



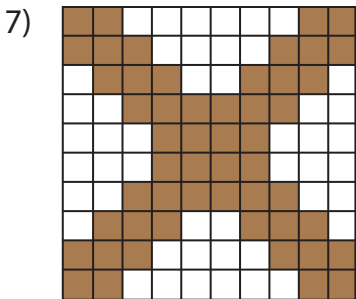
Estimated count: _____

Actual count: 35



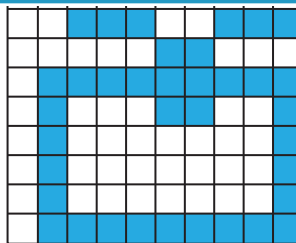
Estimated count: _____

Actual count: 29



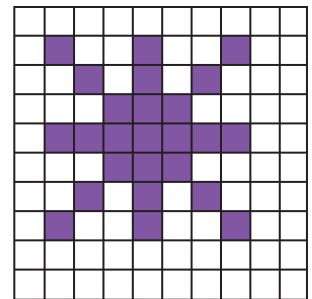
Estimated count: _____

Actual count: 52



Estimated count: _____

Actual count: 36



Estimated count: _____

Actual count: 25

PREVIEW

Gain complete access to the largest collection of worksheets in all subjects!

Members, please log in to download this worksheet.

Not a member? Please sign up to gain complete access.

www.mathworksheets4kids.com