


Name : _____

Representing Fractions on Models


Sheet 2

Color the model to represent each fraction.

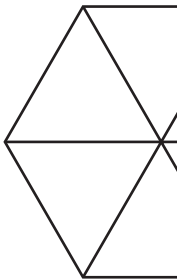
1) $\frac{7}{9}$



2) $\frac{5}{7}$



3) $\frac{4}{6}$




PREVIEW
Gain complete access to the largest
collection of worksheets in all subjects!

Members, please
log in to
download this
worksheet.

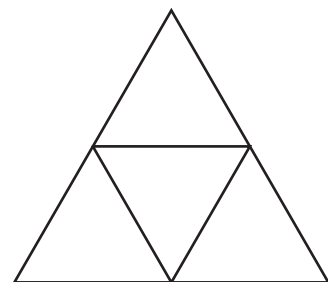
Not a member?
Please sign up to
gain complete
access.

www.mathworksheets4kids.com

5) $\frac{2}{5}$



4



Name : _____

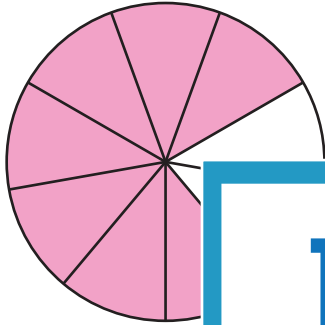
Answer Key

Sheet 2

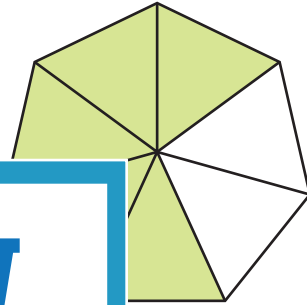
Representing Fractions on Models

Color the model to represent each fraction.

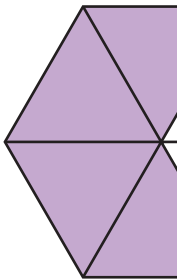
1) $\frac{7}{9}$



2) $\frac{5}{7}$



3) $\frac{4}{6}$




PREVIEW
Gain complete access to the largest collection of worksheets in all subjects!

Members, please log in to download this worksheet.

Not a member? Please sign up to gain complete access.

www.mathworksheets4kids.com

5) $\frac{2}{5}$



4

