

Name : _____

Identifying Fractions

Sheet 2

Cut out the fraction models. Glue them beside the correct fraction.

1)

	$\frac{2}{3}$
--	---------------

2)

	$\frac{7}{12}$
--	----------------

3)

--	--

4)

--	--

5)

$\frac{3}{4}$	
---------------	--

$\frac{6}{8}$	
---------------	--

7)

$\frac{8}{11}$	
----------------	--

$\frac{3}{6}$	
---------------	--

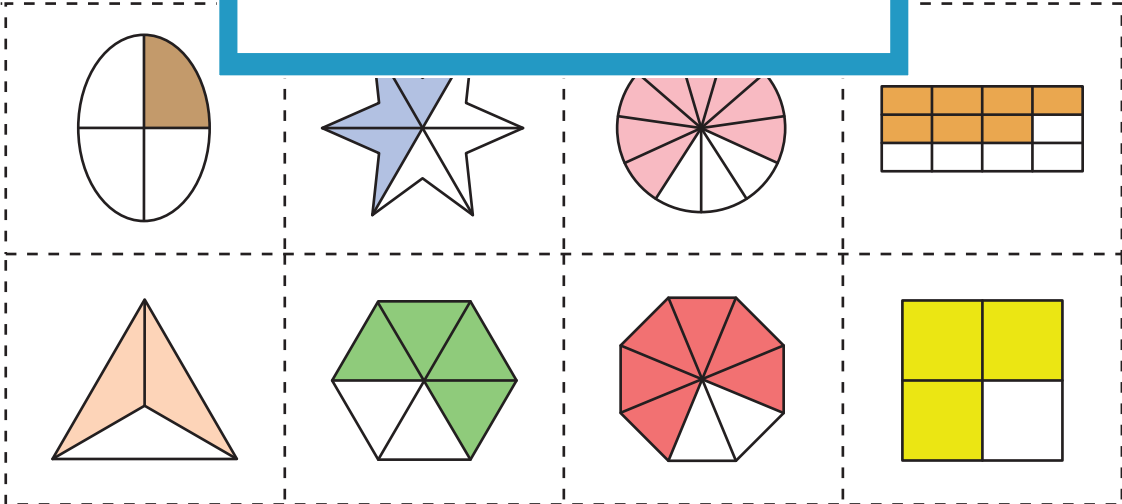
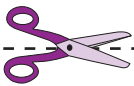
PREVIEW

Gain complete access to the largest collection of worksheets in all subjects!

Members, please log in to download this worksheet.

Not a member? Please sign up to gain complete access.

www.mathworksheets4kids.com



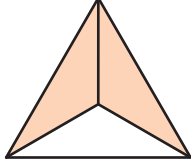
Name : _____


Answer Key

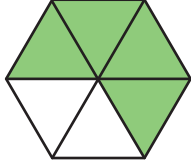
Sheet 2

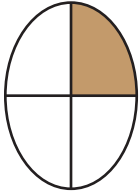
Identifying Fractions

Cut out the fraction models. Glue them beside the correct fraction.

1)  $\frac{2}{3}$

2) $\frac{7}{12}$ 

3) 

4) 

5) $\frac{3}{4}$

$\frac{6}{8}$

7) $\frac{8}{11}$

$\frac{3}{6}$

PREVIEW

Gain complete access to the largest collection of worksheets in all subjects!

Members, please log in to download this worksheet.

Not a member? Please sign up to gain complete access.

www.mathworksheets4kids.com