

Name : \_\_\_\_\_

# Identifying Fractions

Sheet 3

Cut out the fraction models. Glue them beside the correct fraction.

1) 

|  |               |
|--|---------------|
|  | $\frac{5}{9}$ |
|--|---------------|

2) 

|               |  |
|---------------|--|
| $\frac{2}{5}$ |  |
|---------------|--|

3) 

|               |  |
|---------------|--|
| $\frac{7}{8}$ |  |
|---------------|--|

4) 

|  |               |
|--|---------------|
|  | $\frac{3}{9}$ |
|--|---------------|

5) 

|  |
|--|
|  |
|--|

|  |
|--|
|  |
|--|

7) 

|               |
|---------------|
| $\frac{4}{8}$ |
|---------------|

|                |
|----------------|
| $\frac{6}{10}$ |
|----------------|

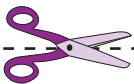
## PREVIEW



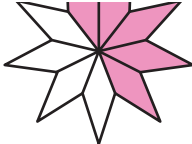

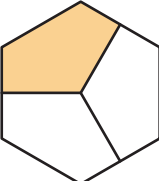


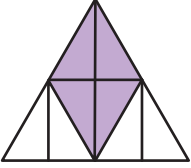
Gain complete access to the largest collection of worksheets in all subjects!

Members, please log in to download this worksheet.

Not a member? Please sign up to gain complete access.

www.mathworksheets4kids.com



|   |   |  |   |
|---|---|--|---|
|  |  |  |  |
|  |  |  |  |


Name : \_\_\_\_\_


## Answer Key


Sheet 3


### Identifying Fractions

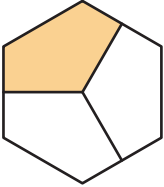
Cut out the fraction models. Glue them beside the correct fraction.


1)   $\frac{5}{9}$

2)  $\frac{2}{5}$  

3)  $\frac{7}{8}$  

4)   $\frac{3}{9}$

5) 



7)  $\frac{4}{8}$

$\frac{6}{10}$

# PREVIEW

Gain complete access to the largest collection of worksheets in all subjects!

Members, please log in to download this worksheet.

Not a member? Please sign up to gain complete access.

[www.mathworksheets4kids.com](http://www.mathworksheets4kids.com)