

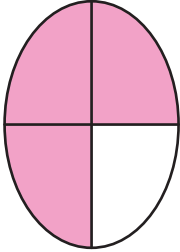
Name : _____

Part of a Whole

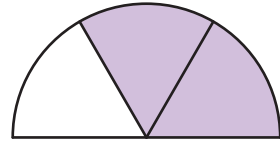
Sheet 1

A) Write what fraction of each shape is shaded.


1)



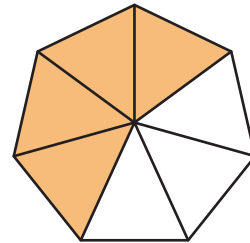
2)




3)



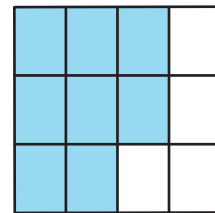
4)



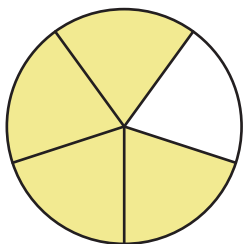
5)



6)



B) Check the fraction represented by the model.



a) $\frac{1}{5}$

b) $\frac{4}{7}$

c) $\frac{4}{5}$

d) $\frac{2}{5}$

Name : _____

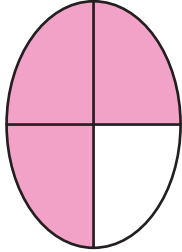
Answer Key

Sheet 1

Part of a Whole

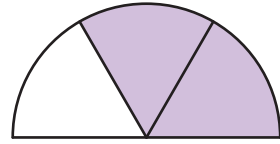
A) Write what fraction of each shape is shaded.

1)




$$\frac{3}{4}$$

2)



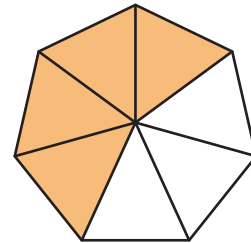
$$\frac{2}{3}$$

3)



$$\frac{6}{8}$$

4)



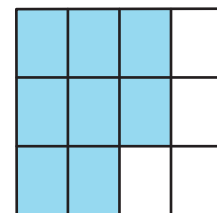
$$\frac{4}{7}$$

5)



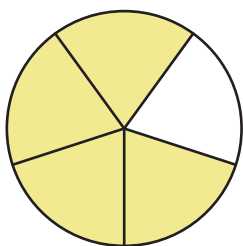
$$\frac{1}{2}$$

6)



$$\frac{8}{12}$$

B) Check the fraction represented by the model.



a) $\frac{1}{5}$

b) $\frac{4}{7}$

c) $\frac{4}{5}$

d) $\frac{2}{5}$