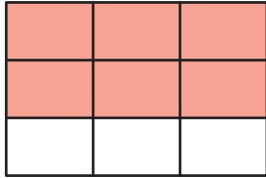


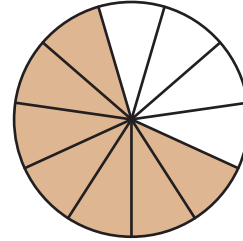
Part of a Whole

A) Write what fraction of each shape is shaded.

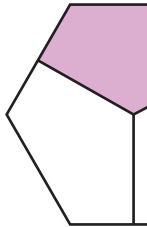
1)



2)



3)



5)



PREVIEW

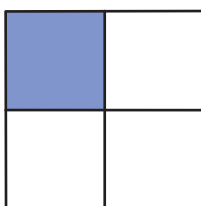
Gain complete access to the largest collection of worksheets in all subjects!

Members, please log in to download this worksheet.

Not a member? Please sign up to gain complete access.

www.mathworksheets4kids.com

B) Check the fraction represented by the model.



a) $\frac{3}{4}$

b) $\frac{1}{6}$

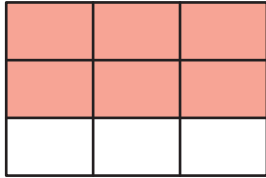
c) $\frac{2}{5}$

d) $\frac{1}{4}$

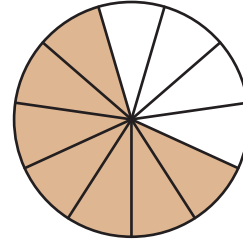
Part of a Whole

A) Write what fraction of each shape is shaded.

1)



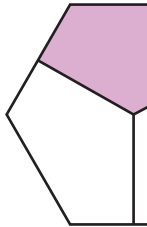
2)



$\frac{6}{9}$

$\frac{7}{11}$

3)



$\frac{1}{3}$



$\frac{3}{5}$

5)



$\frac{2}{6}$



$\frac{4}{8}$

PREVIEW

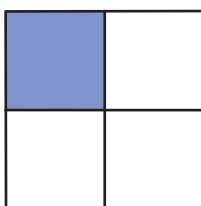
Gain complete access to the largest collection of worksheets in all subjects!

Members, please log in to download this worksheet.

Not a member? Please sign up to gain complete access.

www.mathworksheets4kids.com

B) Check the fraction represented by the model.



a) $\frac{3}{4}$

b) $\frac{1}{6}$

c) $\frac{2}{5}$

d) $\frac{1}{4}$