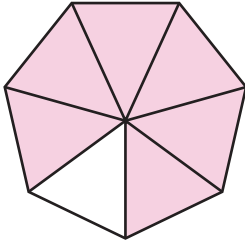


Numerators and Denominators

A) Write the numerator and denominator.

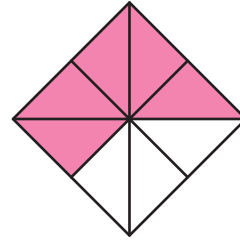
1)



Numerator

Denominator

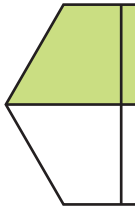
2)



Numerator -

Denominator -

3)



Numerator

Denominator



Numerator -

Denominator -

PREVIEW

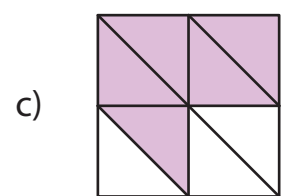
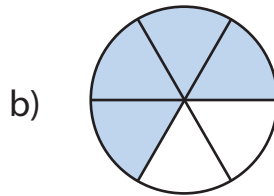

Gain complete access to the largest collection of worksheets in all subjects!

Members, please log in to download this worksheet.

Not a member? Please sign up to gain complete access.

www.mathworksheets4kids.com

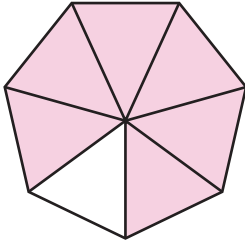
B) Which of the following models represents a fraction that has 5 as the numerator and 6 as the denominator?



Numerators and Denominators

A) Write the numerator and denominator.

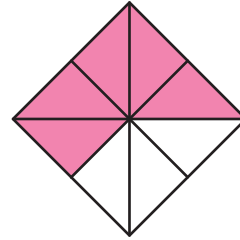
1)



Numerator

Denominator

2)



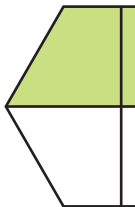
Numerator -

5

Denominator -

8

3)



Numerator

Denominator



Numerator -

1

Denominator -

6

PREVIEW

Gain complete access to the largest collection of worksheets in all subjects!

Members, please log in to download this worksheet.

Not a member? Please sign up to gain complete access.

www.mathworksheets4kids.com

B) Which of the following models represents a fraction that has 5 as the numerator and 6 as the denominator?

