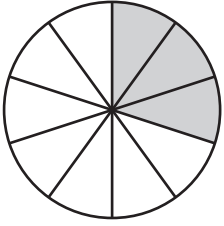


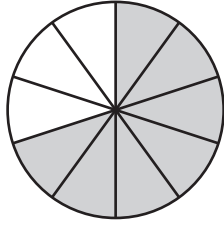
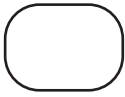
Comparing Fractions - Pie Model

Compare the fractions using the symbols: $>$, $<$, or $=$.

1)

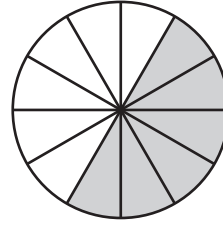


$$\frac{3}{10}$$

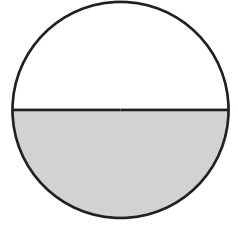
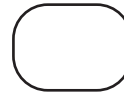


$$\frac{7}{10}$$

2)

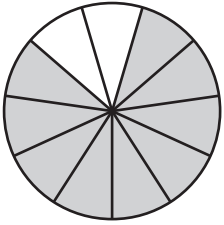


$$\frac{6}{12}$$



$$\frac{1}{2}$$

3)



$$\frac{9}{11}$$



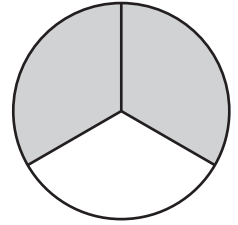
PREVIEW

Gain complete access to the largest collection of worksheets in all subjects!

Members, please log in to download this worksheet.

Not a member? Please sign up to gain complete access.

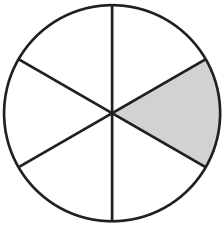
www.mathworksheets4kids.com



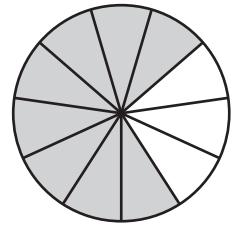
$$\frac{2}{3}$$



5)



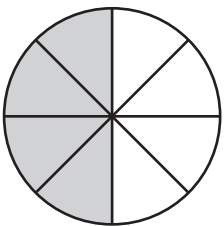
$$\frac{1}{6}$$



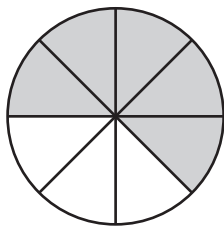
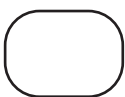
$$\frac{8}{11}$$



7)

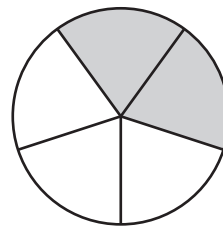


$$\frac{4}{8}$$

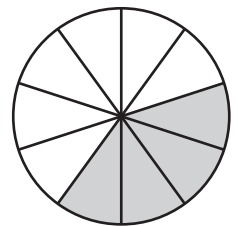
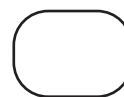


$$\frac{5}{8}$$

8)



$$\frac{2}{5}$$

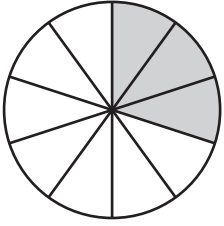


$$\frac{4}{10}$$

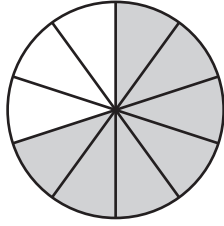

Comparing Fractions - Pie Model

Compare the fractions using the symbols: $>$, $<$, or $=$.

1)

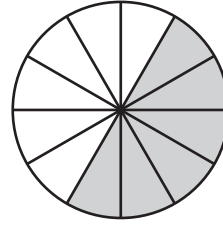


$$\frac{3}{10}$$

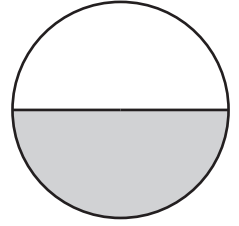
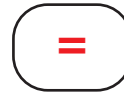


$$\frac{7}{10}$$

2)

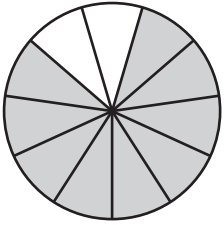


$$\frac{6}{12}$$



$$\frac{1}{2}$$

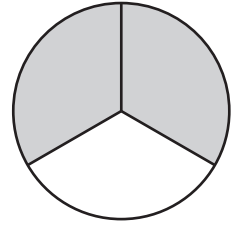
3)



$$\frac{9}{11}$$



Gain complete access to the largest
collection of worksheets in all subjects!



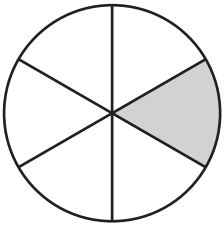
$$\frac{2}{3}$$

Members, please
log in to
download this
worksheet.

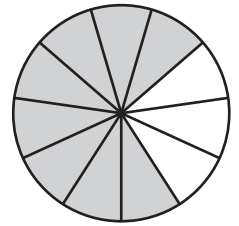
Not a member?
Please sign up to
gain complete
access.

www.mathworksheets4kids.com

5)



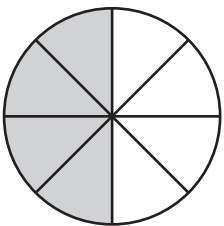
$$\frac{1}{6}$$



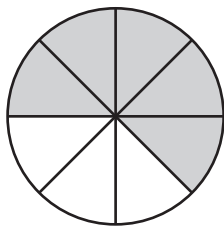
$$\frac{8}{11}$$



7)

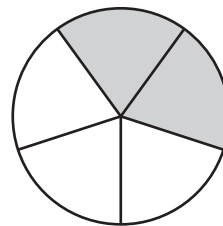


$$\frac{4}{8}$$

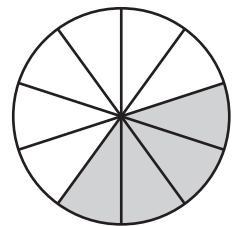


$$\frac{5}{8}$$

8)



$$\frac{2}{5}$$



$$\frac{4}{10}$$