



Equivalent Fractions

Cut out the pizza models. Glue them below the model that represents an equivalent fraction.

1)



2)



PREVIEW


Gain complete access to the largest collection of worksheets in all subjects!

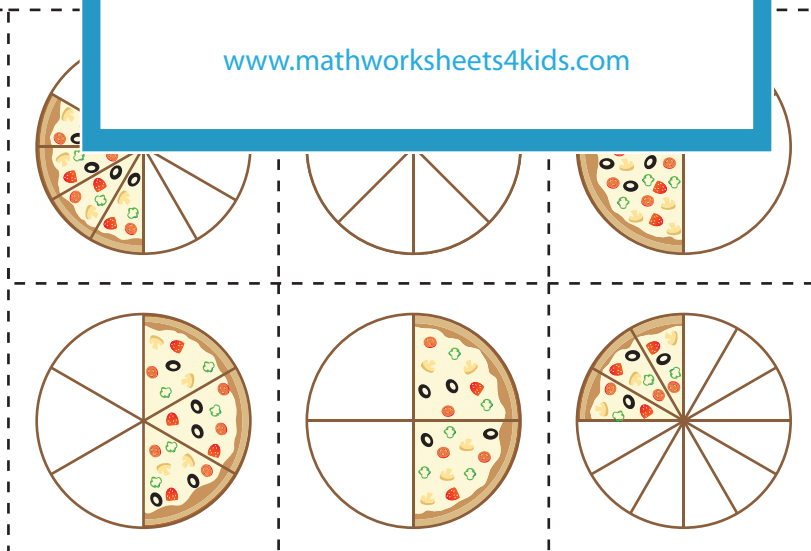
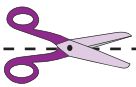
Members, please log in to download this worksheet.

Not a member? Please sign up to gain complete access.

www.mathworksheets4kids.com

3)






Name : _____


Equivalent Fractions

Cut out the pizza models. Glue them below the model that represents an equivalent fraction.

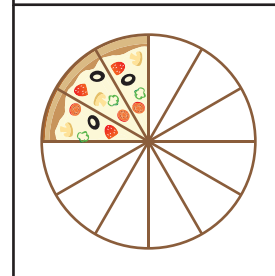


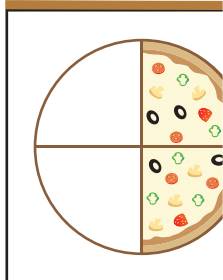

1)



2)



3)



PREVIEW

Gain complete access to the largest collection of worksheets in all subjects!

Members, please log in to download this worksheet.

Not a member? Please sign up to gain complete access.

www.mathworksheets4kids.com