

Name : _____

Equivalent Fractions

Improper Fractions: S2

Example:

$$\frac{14}{6}$$

=

$$\frac{21}{9}$$



=



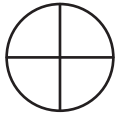
Shade the pie models to represent the equivalent fractions.

1)

$$\frac{44}{1}$$

=

$$\frac{11}{4}$$



2)

$$\frac{1}{7}$$

Gain complete access to the largest collection of worksheets in all subjects!

$$\frac{34}{14}$$



3)

$$\frac{4}{1}$$

Members, please log in to download this worksheet.

Not a member? Please sign up to gain complete access.

$$\frac{30}{8}$$

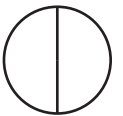
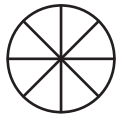


4)

$$\frac{2}{8}$$

=

$$\frac{5}{2}$$




5)

$$\frac{34}{10}$$

=

$$\frac{51}{15}$$



Name : _____

Answer Key

Equivalent Fractions

Improper Fractions: S2

Example:

$$\frac{14}{6}$$

=

$$\frac{21}{9}$$



=



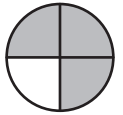
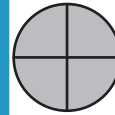
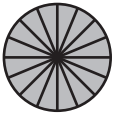
Shade the pie models to represent the equivalent fractions.

1)

$$\frac{44}{1}$$

=

$$\frac{11}{4}$$

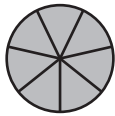


2)

$$\frac{1}{7}$$

Gain complete access to the largest collection of worksheets in all subjects!

$$\frac{34}{14}$$



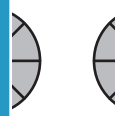
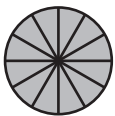
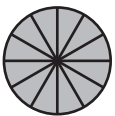
3)

$$\frac{4}{1}$$

Members, please log in to download this worksheet.

Not a member? Please sign up to gain complete access.

$$\frac{30}{8}$$

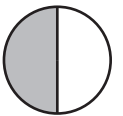
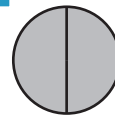
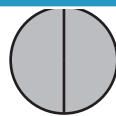
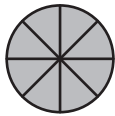


4)

$$\frac{2}{8}$$

=

$$\frac{5}{2}$$

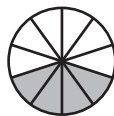
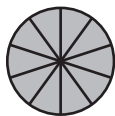
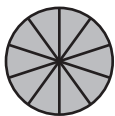
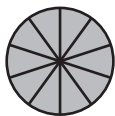


5)

$$\frac{34}{10}$$

=

$$\frac{51}{15}$$



=

