
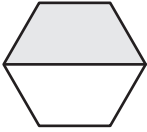

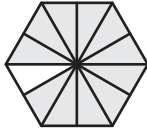
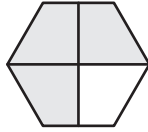


Ordering Fractions Using Models

A) Arrange the fractions in increasing order.

1)

$\frac{7}{12}$	$\frac{1}{2}$	$\frac{4}{6}$	$\frac{11}{12}$	$\frac{3}{4}$
				

2)

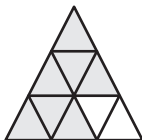
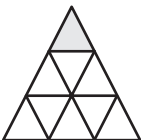
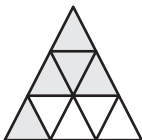
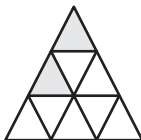
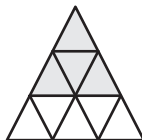
$\frac{5}{8}$		$\frac{4}{8}$
		

B) Arrange the fractions

1)

$\frac{4}{5}$		$\frac{7}{10}$
		

2)

$\frac{7}{9}$	$\frac{1}{9}$	$\frac{5}{9}$	$\frac{2}{9}$	$\frac{4}{9}$
				

PREVIEW

Gain complete access to the largest collection of worksheets in all subjects!

Members, please log in to download this worksheet.

Not a member? Please sign up to gain complete access.


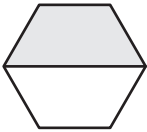

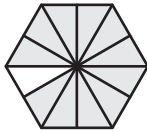
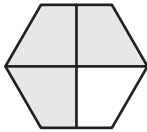
www.mathworksheets4kids.com

Name : _____

Ordering Fractions Using Models

A) Arrange the fractions in increasing order.

1)

$\frac{7}{12}$	$\frac{1}{2}$	$\frac{4}{6}$	$\frac{11}{12}$	$\frac{3}{4}$
				

$\frac{1}{2}, \frac{7}{12}, \frac{4}{6}, \frac{3}{4}, \frac{11}{12}$

2)

$\frac{5}{8}$		$\frac{4}{8}$
		

PREVIEW

Gain complete access to the largest
collection of worksheets in all subjects!

Members, please
log in to
download this
worksheet.

Not a member?
Please sign up to
gain complete
access.

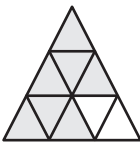
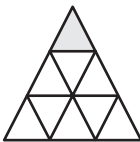
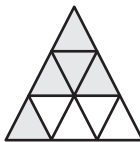
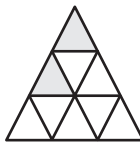
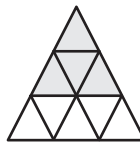
www.mathworksheets4kids.com

B) Arrange the fractions

1)

$\frac{4}{5}$		$\frac{7}{10}$
		

2)

$\frac{7}{9}$	$\frac{1}{9}$	$\frac{5}{9}$	$\frac{2}{9}$	$\frac{4}{9}$
				

$\frac{7}{9}, \frac{5}{9}, \frac{4}{9}, \frac{2}{9}, \frac{1}{9}$