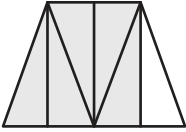
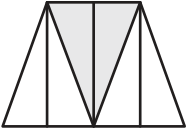
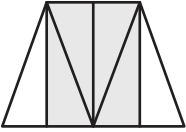
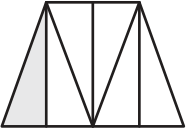
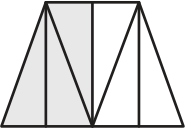


Ordering Fractions Using Models

A) Arrange the fractions in increasing order.

1)

$\frac{5}{6}$	$\frac{2}{6}$	$\frac{4}{6}$	$\frac{1}{6}$	$\frac{3}{6}$
				

2)

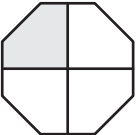

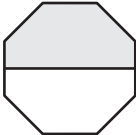
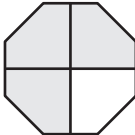

$\frac{2}{4}$	$\frac{4}{5}$
	

B) Arrange the fractions

1)

$\frac{9}{12}$	$\frac{10}{12}$
	

2)

$\frac{1}{4}$	$\frac{7}{8}$	$\frac{1}{2}$	$\frac{3}{4}$	$\frac{5}{8}$
				

PREVIEW

Gain complete access to the largest collection of worksheets in all subjects!

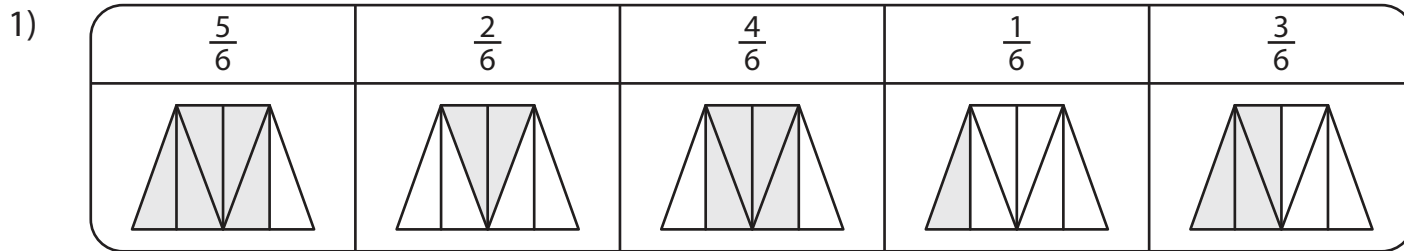
Members, please log in to download this worksheet.

Not a member? Please sign up to gain complete access.

www.mathworksheets4kids.com

Ordering Fractions Using Models

A) Arrange the fractions in increasing order.



$\frac{1}{6}, \frac{2}{6}, \frac{3}{6}, \frac{4}{6}, \frac{5}{6}$



PREVIEW

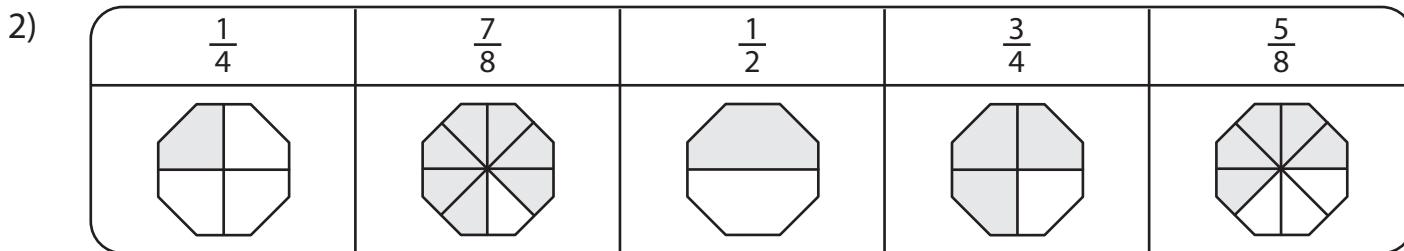
Gain complete access to the largest collection of worksheets in all subjects!

Members, please log in to download this worksheet.

Not a member? Please sign up to gain complete access.

www.mathworksheets4kids.com

B) Arrange the fractions



$\frac{7}{8}, \frac{3}{4}, \frac{5}{8}, \frac{1}{2}, \frac{1}{4}$