
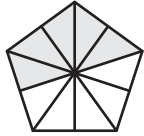
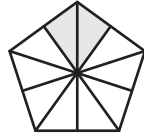
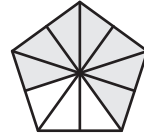



## Ordering Fractions Using Models

A) Arrange the fractions in increasing order.

1)

$\frac{9}{10}$	$\frac{5}{10}$	$\frac{2}{10}$	$\frac{7}{10}$	$\frac{4}{10}$
				

---

2)

$\frac{7}{9}$		$\frac{3}{4}$
		

**PREVIEW**

Gain complete access to the largest collection of worksheets in all subjects!

B) Arrange the fractions

1)


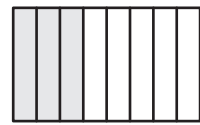



$\frac{3}{7}$	$\frac{5}{7}$
	

Members, please log in to download this worksheet.

Not a member? Please sign up to gain complete access.

[www.mathworksheets4kids.com](http://www.mathworksheets4kids.com)

2)


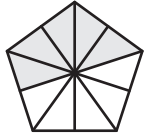
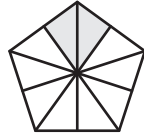
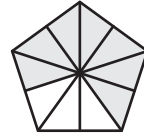

$\frac{3}{4}$	$\frac{3}{8}$	$\frac{4}{5}$	$\frac{1}{4}$	$\frac{1}{2}$
				

---

## Ordering Fractions Using Models

A) Arrange the fractions in increasing order.

1)

$\frac{9}{10}$	$\frac{5}{10}$	$\frac{2}{10}$	$\frac{7}{10}$	$\frac{4}{10}$
				

$\frac{2}{10}, \frac{4}{10}, \frac{5}{10}, \frac{7}{10}, \frac{9}{10}$

2)

$\frac{7}{9}$	$\frac{3}{4}$
	

# PREVIEW

Gain complete access to the largest collection of worksheets in all subjects!

Members, please log in to download this worksheet.

Not a member? Please sign up to gain complete access.


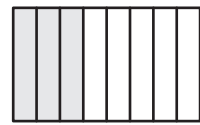



[www.mathworksheets4kids.com](http://www.mathworksheets4kids.com)

B) Arrange the fractions

1)

$\frac{3}{7}$	$\frac{5}{7}$
	

2)

$\frac{3}{4}$	$\frac{3}{8}$	$\frac{4}{5}$	$\frac{1}{4}$	$\frac{1}{2}$
				

$\frac{4}{5}, \frac{3}{4}, \frac{1}{2}, \frac{3}{8}, \frac{1}{4}$