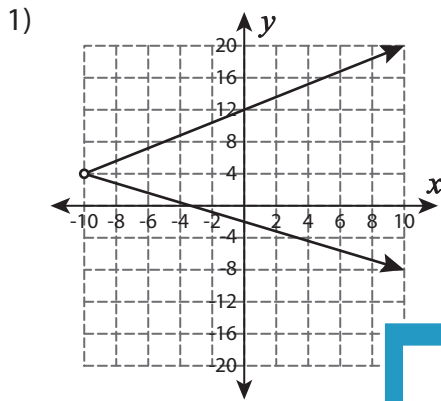


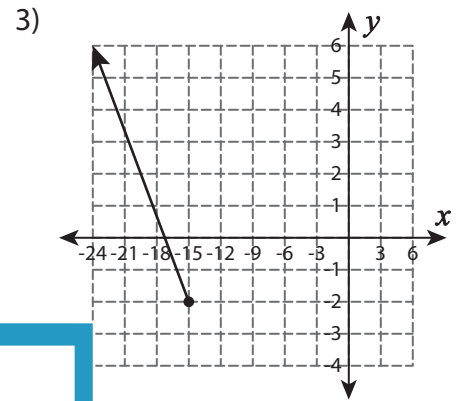
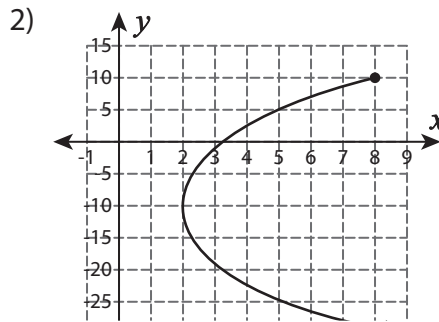
# Domain and Range - Graph

Find the domain and range of each graph.



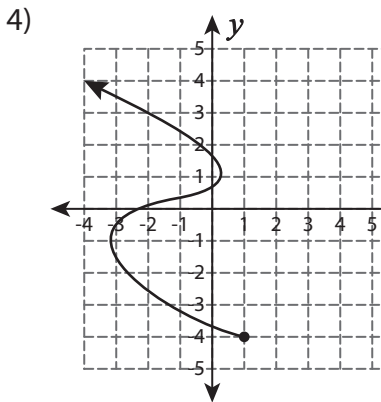
Domain : \_\_\_\_\_

Range : \_\_\_\_\_



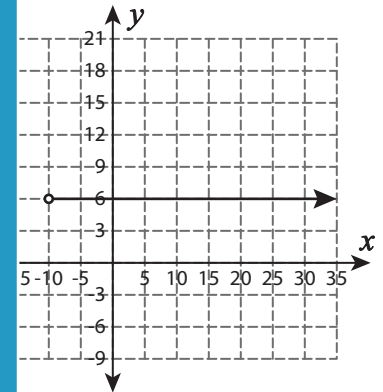
Domain : \_\_\_\_\_

Range : \_\_\_\_\_



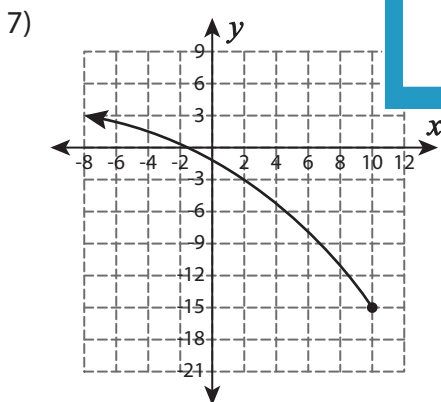
Domain : \_\_\_\_\_

Range : \_\_\_\_\_



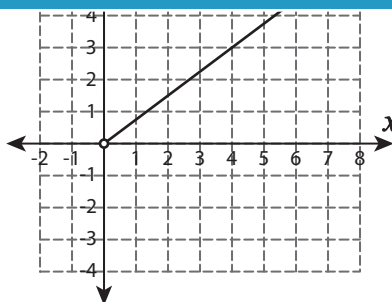
Domain : \_\_\_\_\_

Range : \_\_\_\_\_



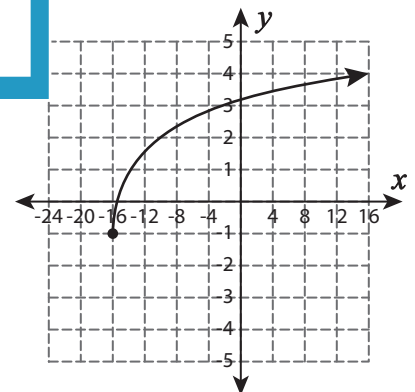
Domain : \_\_\_\_\_

Range : \_\_\_\_\_



Domain : \_\_\_\_\_

Range : \_\_\_\_\_



Domain : \_\_\_\_\_

Range : \_\_\_\_\_

# PREVIEW

Gain complete access to the largest collection of worksheets in all subjects!

Members, please log in to download this worksheet.

Not a member? Please sign up to gain complete access.

[www.mathworksheets4kids.com](http://www.mathworksheets4kids.com)