

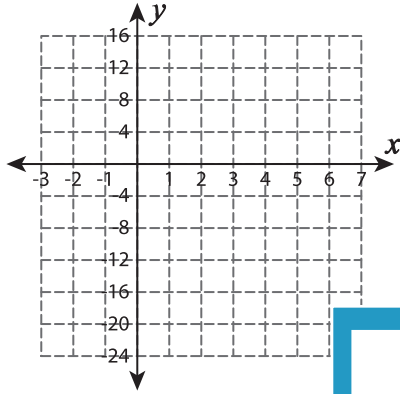
Function Table

T1L1S4

Complete the function table. Plot the points and graph the line.

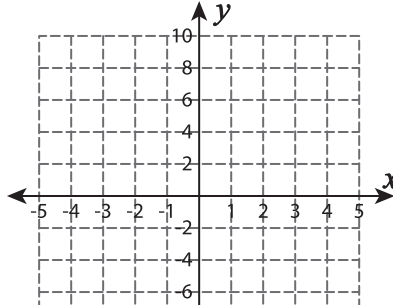
1) $f(x) = 2x - 16$

x	-2	0	2	4	6
$f(x)$					



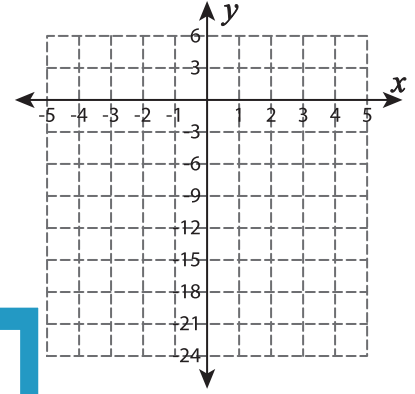
2) $f(x) = 4x + 8$

x	-4	-3	-2	-1	0
$f(x)$					



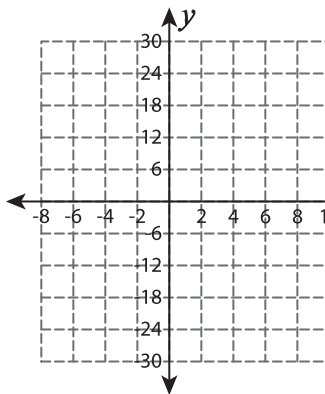
3) $f(x) = 3x - 24$

x	1	2	3	4	5
$f(x)$					



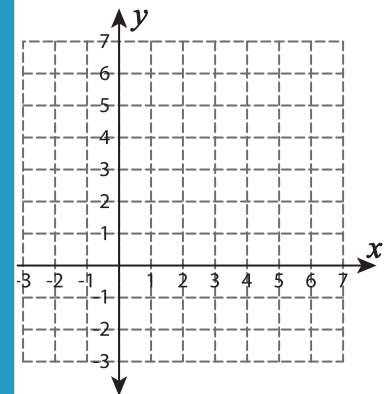
4) $f(x) = 12 + 3x$

x	-8	-4	-2	0
$f(x)$				



5) $f(x) = x + 3$

x	-2	0	1	3	4
$f(x)$					



PREVIEW

Gain complete access to the largest collection of worksheets in all subjects!

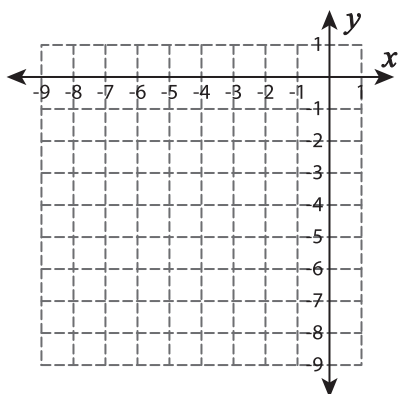
Members, please log in to download this worksheet.

Not a member? Please sign up to gain complete access.

www.mathworksheets4kids.com

6) $f(x) = -x - 10$

x	-8	-7	-6	-4
$f(x)$				



7) $f(x) = -x$

x	-4	-2	0	2	4
$f(x)$					

