

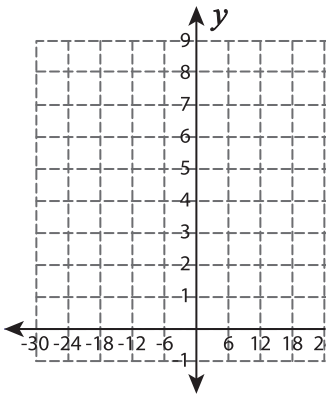
Function Table

T2L2S2

Complete the function table. Plot the points and graph the line.

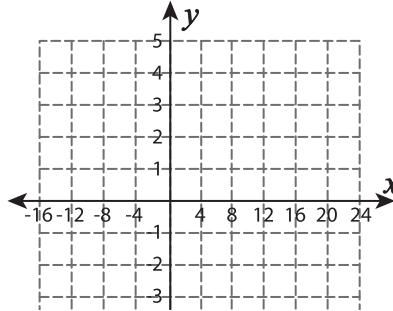
1) $f(x) = -\frac{1}{6}x + 6$

x	-12			24	
$f(x)$		5	4		1



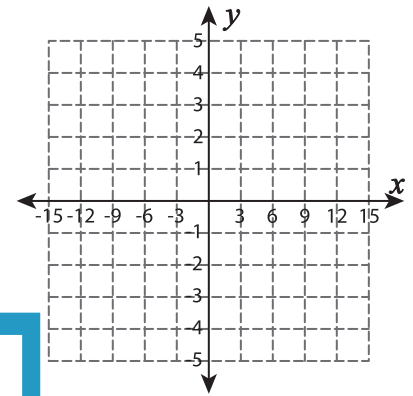
2) $f(x) = 5 - \frac{1}{4}x$

x		12	16		24
$f(x)$	3			0	



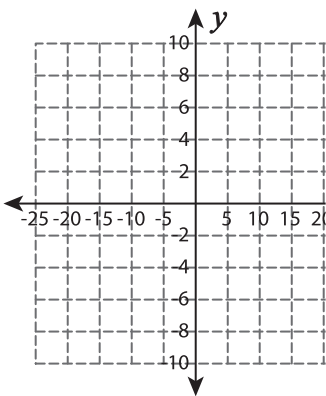
3) $f(x) = \frac{2}{3}x + 3$

x	-9		-3		
$f(x)$		-1		3	5



4) $f(x) = \frac{2}{5}x - 2$

x	-20	-15		10
$f(x)$			-4	



PREVIEW

Gain complete access to the largest
collection of worksheets in all subjects!

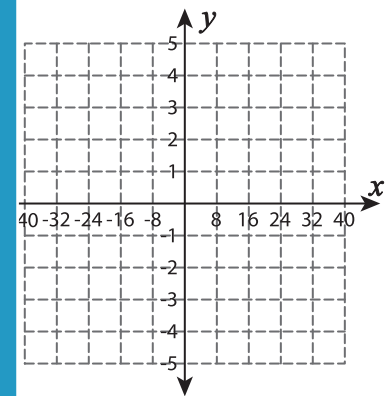
Members, please
log in to
download this
worksheet.

Not a member?
Please sign up to
gain complete
access.

www.mathworksheets4kids.com

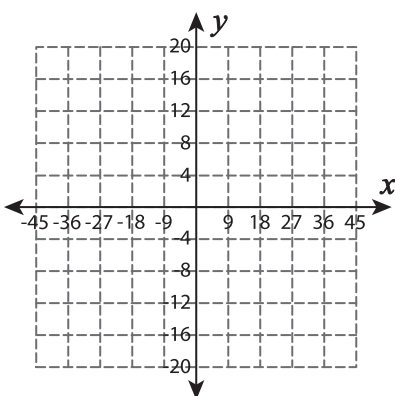
5) $f(x) = \frac{1}{8}x$

x		16		32	40
$f(x)$	-1		3		

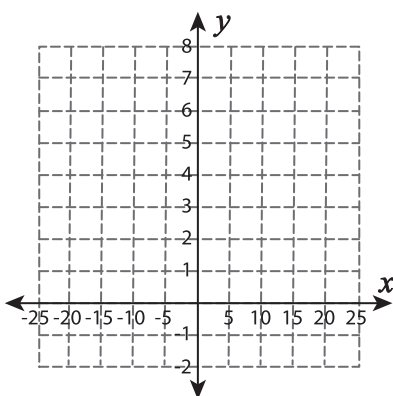


7) $f(x) = -\frac{4}{9}x$

x		9		27
$f(x)$	4		-8	-20



$f(x)$		1		5	7
--------	--	---	--	---	---



6) $f(x) = \frac{1}{2}x + 1$

x			4		8
$f(x)$	0	1		4	

