

Name : \_\_\_\_\_

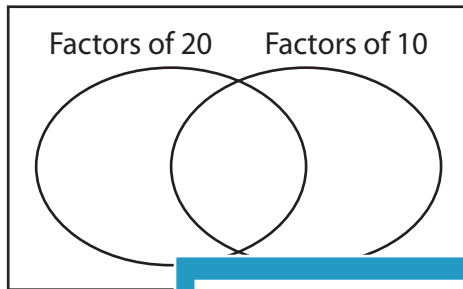
## GCF - Venn Diagram

ES2

Find the greatest common factor for each pair of numbers using Venn diagram.

1) 20, 10

a) Complete the venn diagram.

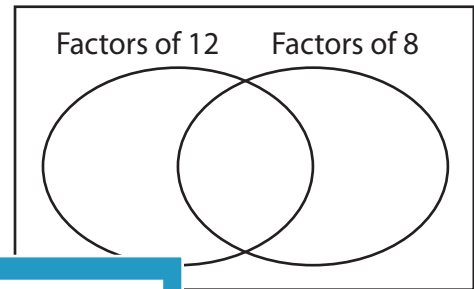


b) Common factors are \_\_\_\_\_

c)  $GCF(20, 10) =$  \_\_\_\_\_

2) 12, 8

a) Complete the venn diagram.



b) Common factors are \_\_\_\_\_

c) \_\_\_\_\_

3) 24, 16

a) Complete the



b) Common factors are \_\_\_\_\_

c)  $GCF(24, 16) =$  \_\_\_\_\_

Gain complete access to the largest collection of worksheets in all subjects!

Members, please log in to download this worksheet.

Not a member? Please sign up to gain complete access.

[www.mathworksheets4kids.com](http://www.mathworksheets4kids.com)

venn diagram.

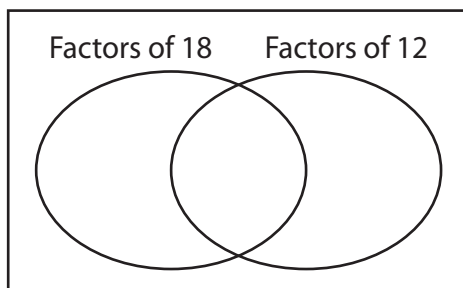
Factors of 10 Factors of 15

b) Common factors are \_\_\_\_\_

c) \_\_\_\_\_

5) 18, 12

a) Complete the



b) Common factors are \_\_\_\_\_

c)  $GCF(18, 12) =$  \_\_\_\_\_

venn diagram.

Factors of 20 Factors of 24

b) Common factors are \_\_\_\_\_

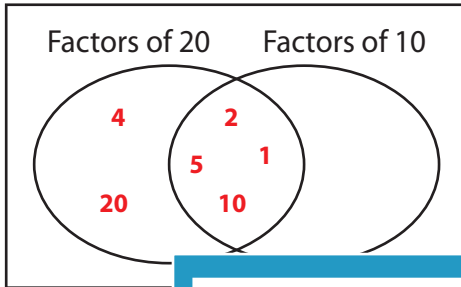
c)  $GCF(20, 24) =$  \_\_\_\_\_

**GCF - Venn Diagram**

Find the greatest common factor for each pair of numbers using Venn diagram.

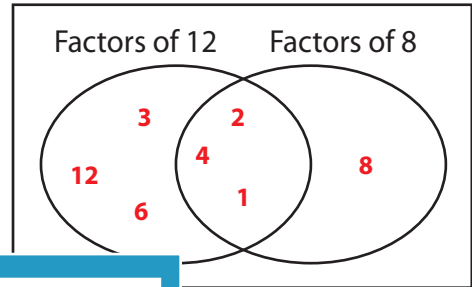
1) 20, 10

a) Complete the venn diagram.



2) 12, 8

a) Complete the venn diagram.



b) Common factors are 1, 2, 4

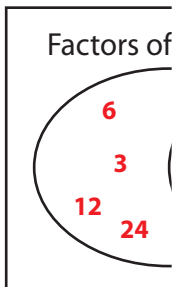
c)  $GCF(20, 10) =$  4

b) Common factors are 1, 2, 4

c)  $GCF(12, 8) =$  4

3) 24, 16

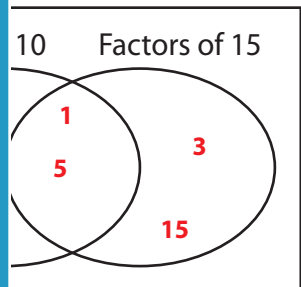
a) Complete the venn diagram.



b) Common factors are 2, 4, 8

c)  $GCF(24, 16) =$  8

a) Complete the venn diagram.

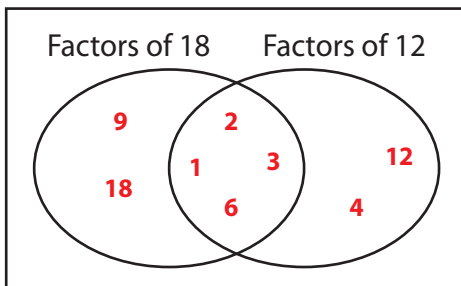


b) Common factors are 1, 5

c)  $GCF(10, 15) =$  5

5) 18, 12

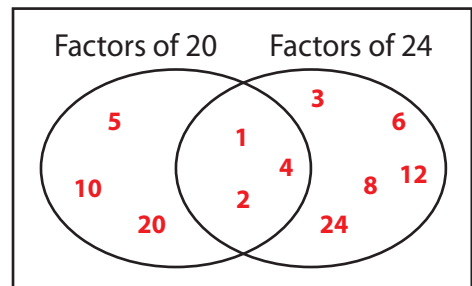
a) Complete the venn diagram.



b) Common factors are 1, 2, 3, 6

c)  $GCF(18, 12) =$  6

a) Complete the venn diagram.



b) Common factors are 1, 2, 4

c)  $GCF(20, 24) =$  4

**PREVIEW**

Gain complete access to the largest collection of worksheets in all subjects!

Members, please log in to download this worksheet.

Not a member? Please sign up to gain complete access.

[www.mathworksheets4kids.com](http://www.mathworksheets4kids.com)