











Name : _____






Halloween Pattern Worksheets



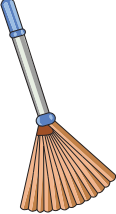
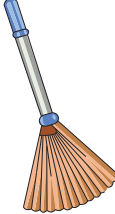

Cut out the graphics at the bottom. Paste the graphic that comes next in each pattern.

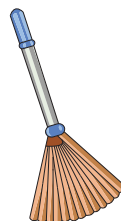

1)      _____

2)      _____

3)      _____

4)      _____

5)      _____





Name : _____


Answer key


Halloween Pattern Worksheets


Cut out the graphics at the bottom. Paste the graphic that comes next in each pattern.

1)  1) A sequence of six Halloween-themed graphics: a pumpkin, a ghost, a pumpkin, a ghost, a pumpkin, and a ghost. The last ghost is enclosed in a dashed box, indicating it is the correct answer for the pattern.

2)  2) A sequence of five Halloween-themed graphics: a witch hat, a broom, a broom, a witch hat, and a broom. The last broom is enclosed in a dashed box, indicating it is the correct answer for the pattern.

3)  3) A sequence of six Halloween-themed graphics: a ghost, a pumpkin, a spider, a ghost, a pumpkin, and a spider. The last spider is enclosed in a dashed box, indicating it is the correct answer for the pattern.

4)  4) A sequence of six Halloween-themed graphics: a witch hat, a witch hat, a pumpkin, a witch hat, a witch hat, and a pumpkin. The last pumpkin is enclosed in a dashed box, indicating it is the correct answer for the pattern.

5)  5) A sequence of six Halloween-themed graphics: a spider, a spider, a broom, a broom, a witch hat, and a witch hat. The last witch hat is enclosed in a dashed box, indicating it is the correct answer for the pattern.