
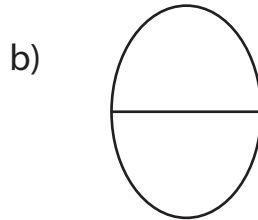
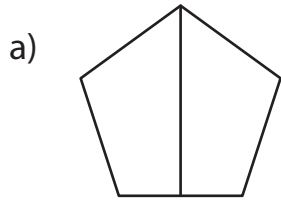


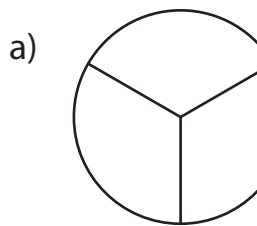
Name : _____

Coloring One-half, One-third, and One-fourth

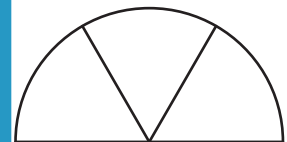
A) 1) Color $\frac{1}{2}$ of each shape.



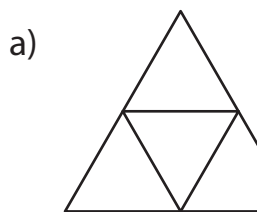
2) Color $\frac{1}{3}$ of each shape.



PREVIEW
Gain complete access to the largest collection of worksheets in all subjects!



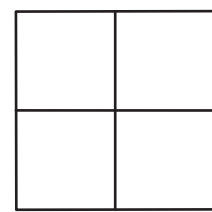
3) Color $\frac{1}{4}$ of each shape.




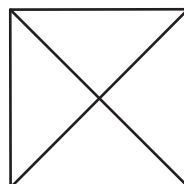
Members, please log in to download this worksheet.

Not a member? Please sign up to gain complete access.

www.mathworksheets4kids.com



B) Color one-half of the shape red, one-third of the shape green, and one-fourth of the shape yellow.


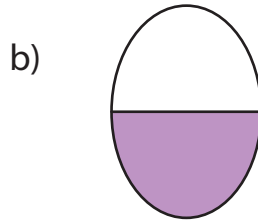
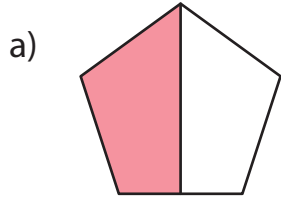


Name : _____

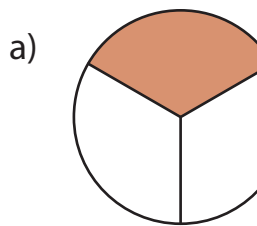
Answer Key

Coloring One-half, One-third, and One-fourth

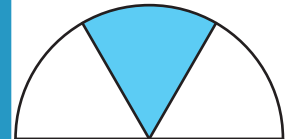
A) 1) Color $\frac{1}{2}$ of each shape.



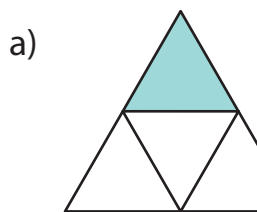
2) Color $\frac{1}{3}$ of each shape.



PREVIEW
Gain complete access to the largest collection of worksheets in all subjects!



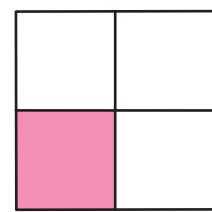
3) Color $\frac{1}{4}$ of each shape.



Members, please log in to download this worksheet.

Not a member? Please sign up to gain complete access.

www.mathworksheets4kids.com



B) Color one-half of the shape red, one-third of the shape green, and one-fourth of the shape yellow.

