

Name : \_\_\_\_\_

## Halves, Thirds, and Fourths

Cut out the shape cards. Sort them based on the fractions they represent. Glue the shapes in the appropriate columns.

Half	Third	Fourth

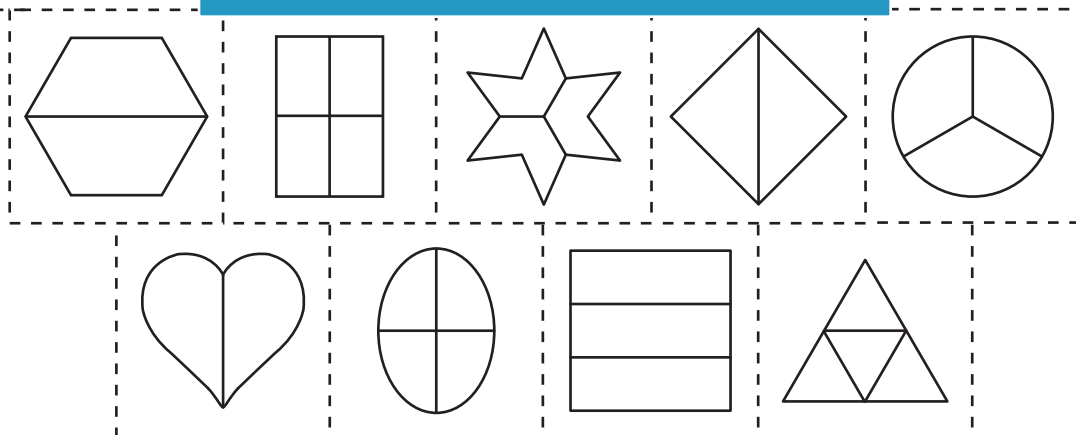
# PREVIEW

Gain complete access to the largest collection of worksheets in all subjects!

Members, please log in to download this worksheet.

Not a member? Please sign up to gain complete access.

[www.mathworksheets4kids.com](http://www.mathworksheets4kids.com)

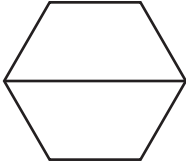
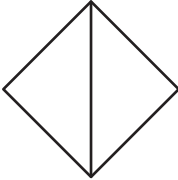


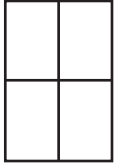
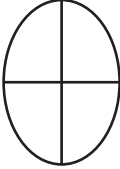
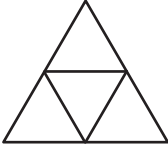


Name : \_\_\_\_\_

## Answer Key

### Halves, Thirds, and Fourths

Cut out the shape cards. Sort them based on the fractions they represent. Glue the shapes in the appropriate columns.

Half	Third	Fourth
  		  

# PREVIEW

Gain complete access to the largest collection of worksheets in all subjects!

Members, please log in to download this worksheet.

Not a member? Please sign up to gain complete access.

[www.mathworksheets4kids.com](http://www.mathworksheets4kids.com)