


Name : _____


Pie Fractions

A) Observe each pie and write the fraction shown.


1)



2)




3)




B) Write the fraction


1)



3)



4)



PREVIEW

Gain complete access to the largest collection of worksheets in all subjects!

Members, please log in to download this worksheet.

Not a member? Please sign up to gain complete access.

www.mathworksheets4kids.com


Name : _____

Answer Key

Pie Fractions


A) Observe each pie and write the fraction shown.

1)




$\frac{1}{2}$

2)



$\frac{3}{4}$


3)



$\frac{1}{3}$


B) Write the fraction

1)




$\frac{1}{2}$

3)



$\frac{2}{3}$

4)



$\frac{3}{4}$

PREVIEW

Gain complete access to the largest collection of worksheets in all subjects!

Members, please log in to download this worksheet.

Not a member? Please sign up to gain complete access.

www.mathworksheets4kids.com